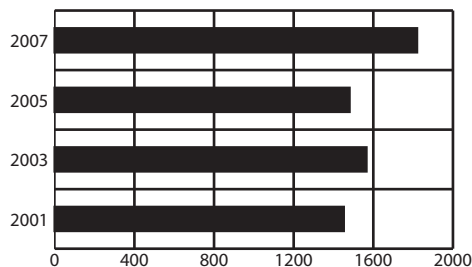


# FAIRFIELD COUNTY

Population	141,318
<i>Caucasian 90% · African American 7% · Hispanic Origin 1% · Other 2%</i>	
Population under age 18	35,343 · 25%
Households with two parents	37%
Grandparents raising grandchildren	707
Annual unemployment rate	2000 · 3.3% 2007 · 5.0%
Per capita income	\$31,554
High school graduation rate	96%

## Local Trends on Abuse and Neglect

In 2007, new allegations of child abuse and neglect totaled 1,819. Ohio law requires children services to begin investigations on new reports within 24 hours. A comprehensive assessment of safety and risk also is required.



The unduplicated number of new allegations in 2007 and the percentage of total reports it represents fall within the following five categories:

Physical abuse	206	11%
Neglect	248	14%
Sexual abuse	164	9%
Emotional maltreatment	57	3%
Family in Need of Services, Dependency & Other	1,144	63%
<b>Total</b>	<b>1,819</b>	<b>100%</b>

## SUPPORTS TO SELF SUFFICIENCY

Below are comparisons of supports in January 2008 to those in January 2000.

### Ohio Works First/TANF

Jan. 2008	Recipients who received cash assistance <b>INCREASED 56%</b> . 69% of the recipients are children. Countywide, a family of 3 received \$329 per month in 2008.
<b>1,753</b>	
Jan. 2000	
<b>1,125</b>	

### Child Only Ohio Works First/TANF

Jan. 2008	Children living with relative caregivers and receiving "Child Only" TANF <b>INCREASED 145%</b> . Statewide, a sibling group averages 1.5 children. Caregivers receive \$245 per month for the first child, plus \$91/sibling.
<b>480</b>	
Jan. 2000	
<b>196</b>	

### Ohio Direction Card (formerly food stamps)

Jan. 2008	The number of county residents who received nutritional assistance <b>INCREASED 242%</b> . Average card value countywide was \$106 per month in 2008.
<b>11,093</b>	
Jan. 2000	
<b>3,239</b>	

### Subsidized Child Care

Jan. 2008	The number of children whose families received subsidized child care <b>INCREASED 44%</b> .
<b>608</b>	
Jan. 2000	
<b>422</b>	

### Child Support & Paternity Establishment

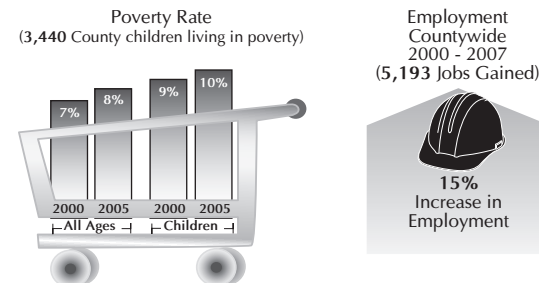
FFY 2007	Child Support collections <b>INCREASED 3%</b> . The number of paternitys established for non-marital births <b>INCREASED 10%</b> .
<b>\$21.3 m</b>	
FFY 2005	
<b>\$20.8 m</b>	

## CONDITIONS AFFECTING ABUSE AND NEGLECT

The conditions identified below do not predispose parents to abuse or neglect their children. However, many families in the child protection system struggle with one or more of the following:

### Poverty and Employment

In 2008, a family of 3 was considered at or below 100% of poverty with an annual household income of **\$16,600**. A full-time job must pay at least \$7.98/hr to reach this level, 16% higher than the new minimum wage (\$6.85/hr).



### Affordable Housing



### Teen Births

133 Fairfield County teens, age 15-19, gave birth in 2006, making the county's teen birth rate 28.4 per one thousand teens. This compares to Ohio's teen birth rate of 39.2.

## SUPPORTING HEALTHY CHILDREN

**Medicaid** · Countywide, 13,079 children were insured by Medicaid during SFY 2007.

**Help Me Grow** · Countywide, 436 children (0-3 years) received Help Me Grow services in 2007. 242 Newborn Home Visits were made to families in 2007.

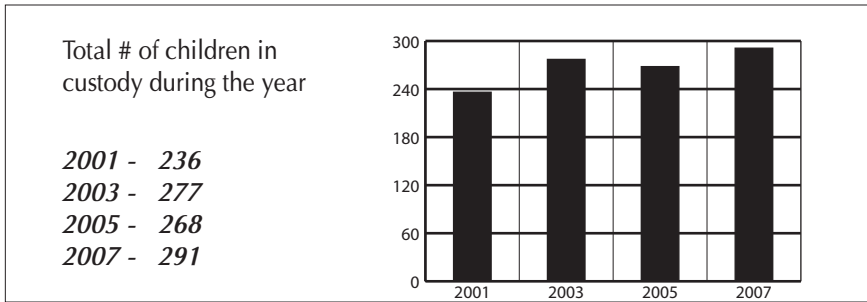
**Early Childhood Education** · An additional 9,600 children will be served as a result of Ohio harmonizing its eligibility criteria at 200% of the federal poverty level for all early care and education programs.

**Health Care** · An estimated 60,000 children ages birth to five do not have health insurance in Ohio.

**Access to Better Care/Mental Health** · Approximately 85% of children in foster care experience mental health challenges.

Annually, over 4,000 children with behavioral diagnoses and at-risk of placement outside the home receive state funded family support services. Prevention, early intervention and appropriate treatment are critically important.

# FAIRFIELD COUNTY PROFILES OF CHILDREN IN CUSTODY



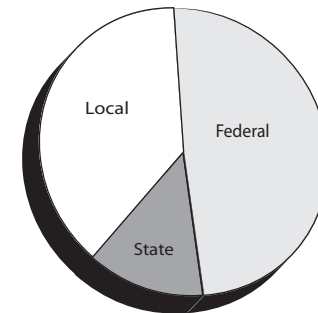
Child & Custody Profiles		Temporary Custody	Permanent Custody	Planned Permanent Living Arrangement	Total
Children in Custody on 1/1/08:		156	47	4	207
Age	0-5	43%	40%	-	42%
	6-11	24%	34%	-	26%
	12+	33%	26%	100%	32%
Race	White	96%	100%	100%	97%
	Af/Am	3%	-	-	2%
	Other	1%	-	-	1%
Total Years in Custody	0-2	87%	19%	50%	71%
	2-4	13%	60%	25%	24%
	4+	-	21%	25%	5%
<b>Court Rationale for Placement</b>					
· Neglect		21%	28%	-	22%
· Dependency		40%	40%	-	40%
· Physical abuse		-	11%	-	2%
· Sexual abuse		-	2%	-	-
· Other*		39%	19%	100%	36%
<b>Placement Type</b>					
· Licensed Foster Home		52%	36%	75%	49%
· Approved Relative/Kinship Home		45%	36%	25%	43%
· Group/Residential Care		1%	2%	-	1%
· Adoptive Placement		-	21%	-	5%
· Independent Living Placement/Other		2%	5%	-	2%

\*see Sources page at back of Factbook for explanation of SACWIS data element

2005	Tracking Kids in Care	2007
39	Total # of children reunified with parents or legal guardian	41
10	Total awards of legal custody to relatives	5
31	Total # of adoptions finalized	16
47	Total # of children waiting to be adopted	37
475	Median # of days for adoption finalization from permanent custody	550
5	Total # of youth who aged out of care	3
68	Total # of children placed out of county	77
357	Median # of days in out-of-home care	222
532	Average # of days a child stays in placement	418
62,101	Total # of placement days	73,404

Staffing	
PCSAO's recommended caseload size is compared to the county average for January 2008 below.	
New Investigations	
PCSAO	12
Fairfield	17
Ongoing Cases	
PCSAO	13
Fairfield	20

# PUBLIC EXPENDITURES



## 2007 Expenditures

Total:	\$4,453,919	100%
Federal	\$2,174,415	49%
State	\$580,218	13%
Local <sup>1</sup>	\$1,699,286	38%

<sup>1</sup> Of Ohio's 88 counties, this county was not among the 43 that maintained a children services levy in 2007.

### 2007 Title IV-E Adoption Assistance and State Adoption Maintenance Subsidies

Monthly subsidies are provided to families that adopt special needs children to aid in the ongoing care of those children. In January 2008, Ohio's base subsidy increased from \$250 to \$300 per month benefiting over 6,600 children and families.

**TOTAL: \$591,530**

### 2007 Purchase of Services

Out-of-home care was purchased from private sources for 30% of all the children in custody. Of those children, 72% were in temporary custody, 25% were in permanent custody and 3% were in a planned permanent living arrangement.



Of Ohio's 88 children services agencies, Fairfield is one of 22 agencies accredited by the Council on Accreditation.