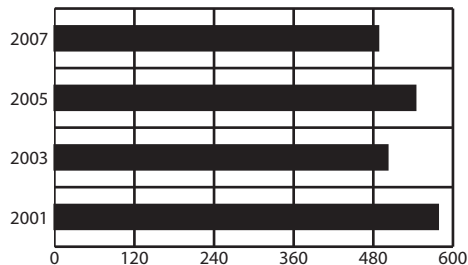


ERIE COUNTY

Population	77,323
<i>Caucasian 87% · African American 10% · Hispanic Origin 2% · Other 1%</i>	
Population under age 18	17,309 · 22%
Households with two parents	30%
Grandparents raising grandchildren	844
Annual unemployment rate	2000 · 4.2% 2007 · 6.1%
Per capita income	\$34,292
High school graduation rate	89%

Local Trends on Abuse and Neglect

In 2007, new allegations of child abuse and neglect totaled 487. Ohio law requires children services to begin investigations on new reports within 24 hours. A comprehensive assessment of safety and risk also is required.



The unduplicated number of new allegations in 2007 and the percentage of total reports it represents fall within the following five categories:

Physical abuse	132	27%
Neglect	227	47%
Sexual abuse	91	19%
Emotional maltreatment	1	0%
Family in Need of Services, Dependency & Other	36	7%
Total	487	100%

SUPPORTS TO SELF SUFFICIENCY

Below are comparisons of supports in January 2008 to those in January 2000.

Ohio Works First/TANF

Jan. 2008	Recipients who received cash assistance DECREASED 16% . 91% of the recipients are children. Countywide, a family of 3 received \$326 per month in 2008.
442	
Jan. 2000	
524	

Child Only Ohio Works First/TANF

Jan. 2008	Children living with relative caregivers and receiving "Child Only" TANF INCREASED 15% . Statewide, a sibling group averages 1.5 children. Caregivers receive \$245 per month for the first child, plus \$91/sibling.
336	
Jan. 2000	
293	

Ohio Direction Card (formerly food stamps)

Jan. 2008	The number of county residents who received nutritional assistance INCREASED 147% . Average card value countywide was \$110 per month in 2008.
6,206	
Jan. 2000	
2,509	

Subsidized Child Care

Jan. 2008	The number of children whose families received subsidized child care DECREASED 4% .
683	
Jan. 2000	
714	

Child Support & Paternity Establishment

FFY 2007	Child Support collections DECREASED 6% . The number of paternities established for non-marital births DECREASED 2% .
\$16.4 m	
FFY 2005	
\$17.4 m	

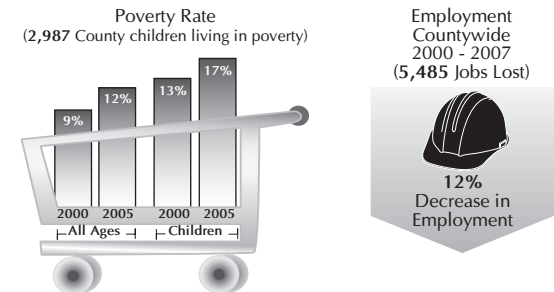
CONDITIONS

AFFECTING ABUSE AND NEGLECT

The conditions identified below do not predispose parents to abuse or neglect their children. However, many families in the child protection system struggle with one or more of the following:

Poverty and Employment

In 2008, a family of 3 was considered at or below 100% of poverty with an annual household income of **\$16,600**. A full-time job must pay at least \$7.98/hr to reach this level, 16% higher than the new minimum wage (\$6.85/hr).



Employment Countywide 2000 - 2007 (5,485 Jobs Lost)
12% Decrease in Employment

Affordable Housing



Teen Births

97 Erie County teens, age 15-19, gave birth in 2006, making the county's teen birth rate 38.1 per one thousand teens. This compares to Ohio's teen birth rate of 39.2.

SUPPORTING HEALTHY CHILDREN

Medicaid · Countywide, 7,004 children were insured by Medicaid during SFY 2007.

Help Me Grow · Countywide, 370 children (0-3 years) received Help Me Grow services in 2007. 233 Newborn Home Visits were made to families in 2007.

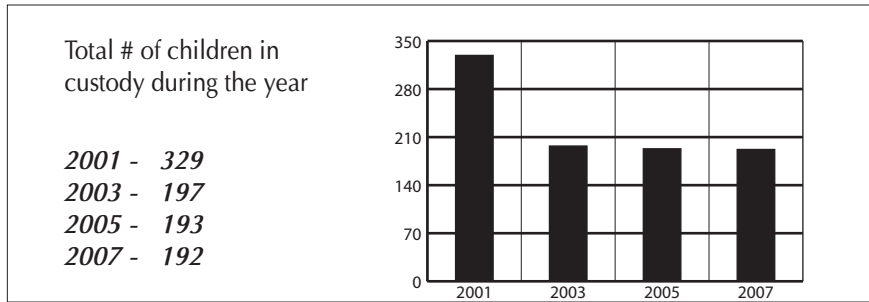
Early Childhood Education · An additional 9,600 children will be served as a result of Ohio harmonizing its eligibility criteria at 200% of the federal poverty level for all early care and education programs.

Health Care · An estimated 60,000 children ages birth to five do not have health insurance in Ohio.

Access to Better Care/Mental Health · Approximately 85% of children in foster care experience mental health challenges.

Annually, over 4,000 children with behavioral diagnoses and at-risk of placement outside the home receive state funded family support services. Prevention, early intervention and appropriate treatment are critically important.

ERIE COUNTY PROFILES OF CHILDREN IN CUSTODY



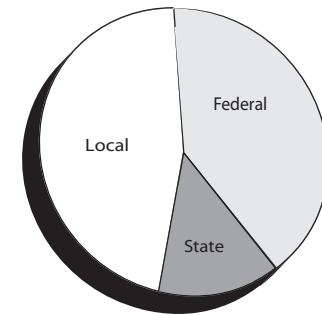
Child & Custody Profiles		Temporary Custody	Permanent Custody	Planned Permanent Living Arrangement	Total
Children in Custody on 1/1/08:		84	11	11	106
Age	0-5	33%	9%	-	27%
	6-11	28%	27%	-	25%
	12+	39%	64%	100%	48%
Race	White	52%	91%	64%	57%
	Af/Am	44%	9%	18%	38%
	Other	4%	-	18%	5%
Total Years in Custody	0-2	94%	-	36%	78%
	2-4	5%	45%	36%	12%
	4+	1%	55%	28%	10%
Court Rationale for Placement					
· Neglect		17%	9%	18%	16%
· Dependency		36%	64%	73%	42%
· Physical abuse		3%	9%	9%	5%
· Sexual abuse		7%	-	-	6%
· Other*		37%	18%	-	31%
Placement Type					
· Licensed Foster Home		46%	64%	73%	51%
· Approved Relative/Kinship Home		46%	-	-	37%
· Group/Residential Care		5%	27%	27%	9%
· Adoptive Placement		-	9%	-	1%
· Independent Living Placement/Other		3%	-	-	2%

*see Sources page at back of Factbook for explanation of SACWIS data element

2005	Tracking Kids in Care	2007
57	Total # of children reunified with parents or legal guardian	40
13	Total awards of legal custody to relatives	15
19	Total # of adoptions finalized	2
9	Total # of children waiting to be adopted	10
521	Median # of days for adoption finalization from permanent custody	1,305
13	Total # of youth who aged out of care	9
34	Total # of children placed out of county	38
310	Median # of days in out-of-home care	212
534	Average # of days a child stays in placement	383
36,159	Total # of placement days	39,043

Staffing	
PCSAO's recommended caseload size is compared to the county average for January 2008 below.	
New Investigations	
PCSAO	12
Erie	8
Ongoing Cases	
PCSAO	13
Erie	8

PUBLIC EXPENDITURES



2007 Expenditures

Total:	\$2,820,271	100%
Federal	\$1,133,029	40%
State	\$402,500	14%
Local ¹	\$1,284,742	46%

¹ Of Ohio's 88 counties, this county was not among the 43 that maintained a children services levy in 2007.

2007 Title IV-E Adoption Assistance and State Adoption Maintenance Subsidies

Monthly subsidies are provided to families that adopt special needs children to aid in the ongoing care of those children. In January 2008, Ohio's base subsidy increased from \$250 to \$300 per month benefiting over 6,600 children and families.

TOTAL: \$329,533

2007 Purchase of Services

Out-of-home care was purchased from private sources for 23% of all the children in custody. Of those children, 42% were in temporary custody, 33% were in permanent custody and 25% were in a planned permanent living arrangement.



Of Ohio's 88 children services agencies, Erie is one of 22 agencies accredited by the Council on Accreditation.