

# DELAWARE COUNTY

Population 160,865

Caucasian 89% · African American 4% ·  
Hispanic Origin 2% · Other 5%

Population under age 18 44,429 · 28%

Households with two parents 40%

Grandparents raising grandchildren 430

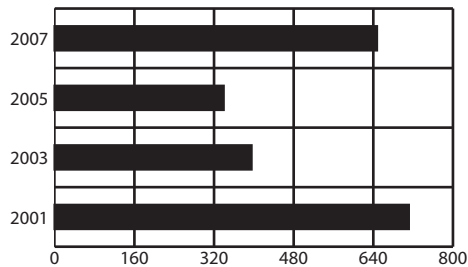
Annual unemployment rate 2000 · 2.7%  
2007 · 4.0%

Per capita income \$42,625

High school graduation rate 95%

## Local Trends on Abuse and Neglect

In 2007, new allegations of child abuse and neglect totaled 647. Ohio law requires children services to begin investigations on new reports within 24 hours. A comprehensive assessment of safety and risk also is required.



The unduplicated number of new allegations in 2007 and the percentage of total reports it represents fall within the following five categories:

Physical abuse	171	26%
Neglect	191	30%
Sexual abuse	116	18%
Emotional maltreatment	9	1%
Family in Need of Services, Dependency & Other	160	25%
<b>Total</b>	<b>647</b>	<b>100%</b>

## SUPPORTS TO SELF SUFFICIENCY

Below are comparisons of supports in January 2008 to those in January 2000.

### Ohio Works First/TANF

Jan. 2008 **821** Recipients who received cash assistance **INCREASED 126%**. 67% of the recipients are children. Countywide, a family of 3 received \$334 per month in 2008.

Jan. 2000 **363**

### Child Only Ohio Works First/TANF

Jan. 2008 **203** Children living with relative caregivers and receiving "Child Only" TANF **INCREASED 51%**. Statewide, a sibling group averages 1.5 children. Caregivers receive \$245 per month for the first child, plus \$91/sibling.

Jan. 2000 **134**

### Ohio Direction Card (formerly food stamps)

Jan. 2008 **4,786** The number of county residents who received nutritional assistance **INCREASED 163%**. Average card value countywide was \$105 per month in 2008.

Jan. 2000 **1,819**

### Subsidized Child Care

Jan. 2008 **431** The number of children whose families received subsidized child care **INCREASED**.

Jan. 2000 **N/A**

### Child Support & Paternity Establishment

FFY 2007 **\$19.4 m** Child Support collections **INCREASED 15%**. The number of paternities established for non-marital births **INCREASED 30%**.

FFY 2005 **\$16.8 m**

## SUPPORTING HEALTHY CHILDREN

**Medicaid** · Countywide, **6,627** children were insured by Medicaid during SFY 2007.

**Help Me Grow** · Countywide, **580** children (0-3 years) received Help Me Grow services in 2007. **196** Newborn Home Visits were made to families in 2007.

**Early Childhood Education** · An additional **9,600** children will be served as a result of Ohio harmonizing its eligibility criteria at 200% of the federal poverty level for all early care and education programs.

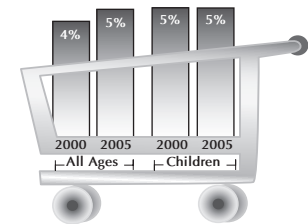
## CONDITIONS AFFECTING ABUSE AND NEGLECT

The conditions identified below do not predispose parents to abuse or neglect their children. However, many families in the child protection system struggle with one or more of the following:


### Poverty and Employment

In 2008, a family of 3 was considered at or below 100% of poverty with an annual household income of **\$17,600**. A full-time job must pay at least \$8.46/hr to reach this level, 21% higher than the new minimum wage (\$7.00/hr).

Poverty Rate  
(2,056 County children living in poverty)



Employment  
Countywide  
2000 - 2007  
**(31,410 Jobs Gained)**



### Affordable Housing



### Teen Births

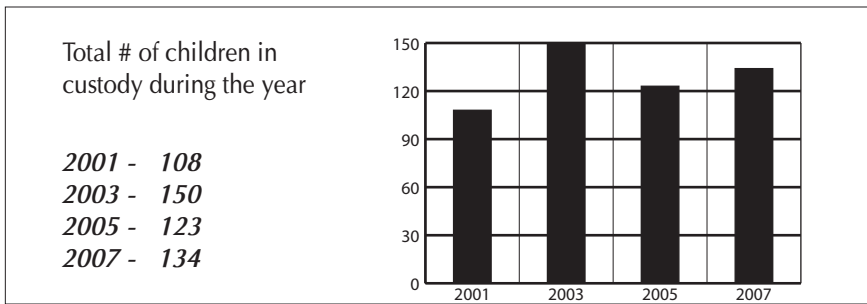
**69** Delaware County teens, age 15-19, gave birth in 2006, making the county's teen birth rate 13.7 per one thousand teens. This compares to Ohio's teen birth rate of 39.2.

**Health Care** · An estimated **60,000** children ages birth to five do not have health insurance in Ohio.

**Access to Better Care/Mental Health** · Approximately **85%** of children in foster care experience mental health challenges.

Annually, **over 4,000 children** with behavioral diagnoses and at-risk of placement outside the home receive state funded family support services. Prevention, early intervention and appropriate treatment are critically important.

# DELAWARE COUNTY PROFILES OF CHILDREN IN CUSTODY



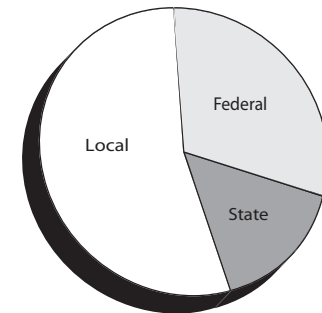
Child & Custody Profiles		Temporary Custody	Permanent Custody	Planned Permanent Living Arrangement	Total
Children in Custody on 1/1/08:		34	7	6	47
Age	0-5	21%	14%	-	17%
	6-11	29%	-	-	21%
	12+	50%	86%	100%	62%
Race	White	91%	100%	66%	89%
	Af/Am	-	-	17%	2%
	Other	9%	-	17%	9%
Total Years in Custody	0-2	94%	14%	17%	72%
	2-4	6%	-	33%	9%
	4+	-	86%	50%	19%
<b>Court Rationale for Placement</b>					
· Neglect		24%	57%	-	27%
· Dependency		26%	14%	17% 23%	
· Physical abuse		-	29%	-	4%
· Sexual abuse		9%	-	-	6%
· Other*		41%	-	83%	40%
<b>Placement Type</b>					
· Licensed Foster Home		68%	72%	67%	68%
· Approved Relative/Kinship Home		-	-	-	-
· Group/Residential Care		32%	14%	33%	30%
· Adoptive Placement		-	14%	-	2%
· Independent Living Placement/Other		-	-	-	-

\*see Sources page at back of Factbook for explanation of SACWIS data element

2005	Tracking Kids in Care	2007
46	Total # of children reunified with parents or legal guardian	34
10	Total awards of legal custody to relatives	24
2	Total # of adoptions finalized	3
15	Total # of children waiting to be adopted	7
302	Median # of days for adoption finalization from permanent custody	911
5	Total # of youth who aged out of care	7
22	Total # of children placed out of county	25
99	Median # of days in out-of-home care	128
339	Average # of days a child stays in placement	378
24,856	Total # of placement days	21,477

Staffing	
PCSAO's recommended caseload size is compared to the county average for January 2008 below.	
New Investigations	
PCSAO	12
Delaware	11
Ongoing Cases	
PCSAO	13
Delaware	16

# PUBLIC EXPENDITURES



## 2007 Expenditures

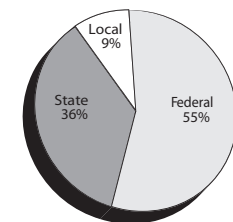
Total:	\$3,167,516	100%
Federal	\$942,550	30%
State	\$525,546	16%
Local <sup>1</sup>	\$1,699,419	54%

<sup>1</sup> Of Ohio's 88 counties, this county was not among the 43 that maintained a children services levy in 2007.

## 2007 Title IV-E Adoption Assistance and State Adoption Maintenance Subsidies

Monthly subsidies are provided to families that adopt special needs children to aid in the ongoing care of those children. In January 2008, Ohio's base subsidy increased from \$250 to \$300 per month benefiting over 6,600 children and families.

**TOTAL: \$240,477**



## 2007 Purchase of Services

Out-of-home care was purchased from private sources for 78% of all the children in custody. Of those children, 74% were in temporary custody, 12% were in permanent custody and 14% were in a planned permanent living arrangement.