

CUYAHOGA COUNTY

Population 1,295,958

Caucasian 64% · African American 29% ·
Hispanic Origin 4% · Other 3%

Population under age 18 307,509 · 24%

Households with two parents 29%

Grandparents raising grandchildren 12,256

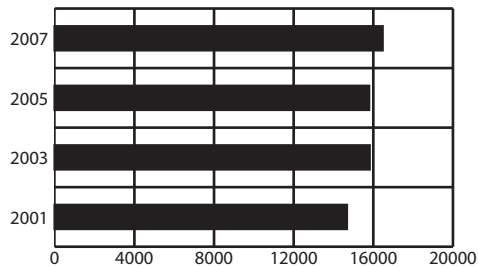
Annual unemployment rate 2000 · 4.0%
2007 · 6.1%

Per capita income \$39,134

High school graduation rate 80%

Local Trends on Abuse and Neglect

In 2007, new allegations of child abuse and neglect totaled 16,461. Ohio law requires children services to begin investigations on new reports within 24 hours. A comprehensive assessment of safety and risk also is required.



The unduplicated number of new allegations in 2007 and the percentage of total reports it represents fall within the following five categories:

Physical abuse	5,127	31%
Neglect	8,175	50%
Sexual abuse	1,720	10%
Emotional maltreatment	0	0%
Family in Need of Services, Dependency & Other	1,439	9%
Total	16,461	100%

SUPPORTS TO SELF SUFFICIENCY

Below are comparisons of supports in January 2008 to those in January 2000.

Ohio Works First/TANF

Jan. 2008 **22,010** Recipients who received cash assistance **DECREASED 66%**. 78% of the recipients are children. Countywide, a family of 3 received \$329 per month in 2008.

Jan. 2000 **65,331**

Child Only Ohio Works First/TANF

Jan. 2008 **10,310** Children living with relative caregivers and receiving "Child Only" TANF **DECREASED 9%**. Statewide, a sibling group averages 1.5 children. Caregivers receive \$245 per month for the first child, plus \$91/sibling.

Jan. 2000 **11,304**

Ohio Direction Card (formerly food stamps)

Jan. 2008 **186,370** The number of county residents who received nutritional assistance **INCREASED 51%**. Average card value countywide was \$108 per month in 2008.

Jan. 2000 **123,749**

Subsidized Child Care

Jan. 2008 **22,315** The number of children whose families received subsidized child care **INCREASED 45%**.

Jan. 2000 **15,344**

Child Support & Paternity Establishment

FFY 2007 **\$240.1 m** Child Support collections **DECREASED 3%**. The number of paternities established for non-marital births **INCREASED 1%**.

FFY 2005 **\$246.4 m**

SUPPORTING HEALTHY CHILDREN

Medicaid · Countywide, 150,358 children were insured by Medicaid during SFY 2007.

Help Me Grow · Countywide, 8,767 children (0-3 years) received Help Me Grow services in 2007. 7,591 Newborn Home Visits were made to families in 2007.

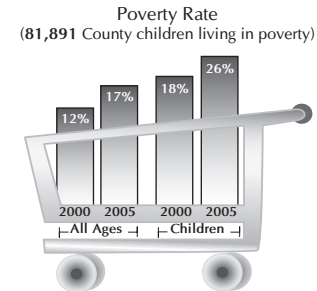
Early Childhood Education · An additional 9,600 children will be served as a result of Ohio harmonizing it's eligibility criteria at 200% of the federal poverty level for all early care and education programs.

CONDITIONS AFFECTING ABUSE AND NEGLECT

The conditions identified below do not predispose parents to abuse or neglect their children. However, many families in the child protection system struggle with one or more of the following:

Poverty and Employment

In 2008, a family of 3 was considered at or below 100% of poverty with an annual household income of **\$16,600**. A full-time job must pay at least \$7.98/hr to reach this level, 16% higher than the new minimum wage (\$6.85/hr).



Employment Countywide 2000 - 2007 (77,524 Jobs Lost)



Affordable Housing



Teen Births

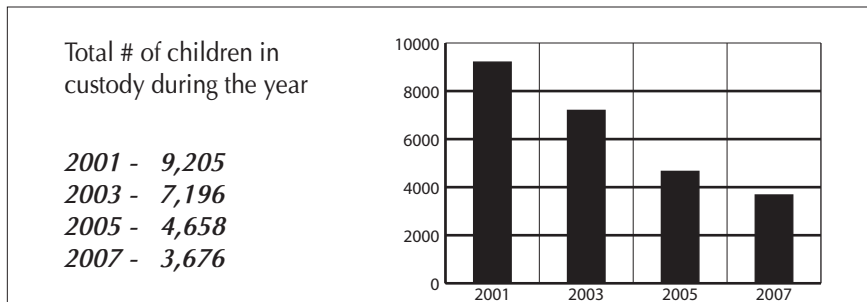
1,911 Cuyahoga County teens, age 15-19, gave birth in 2006, making the county's teen birth rate 43.0 per one thousand teens. This compares to Ohio's teen birth rate of 39.2.

Health Care · An estimated 60,000 children ages birth to five do not have health insurance in Ohio.

Access to Better Care/Mental Health · Approximately 85% of children in foster care experience mental health challenges.

Annually, over 4,000 children with behavioral diagnoses and at-risk of placement outside the home receive state funded family support services. Prevention, early intervention and appropriate treatment are critically important.

CUYAHOGA COUNTY PROFILES OF CHILDREN IN CUSTODY



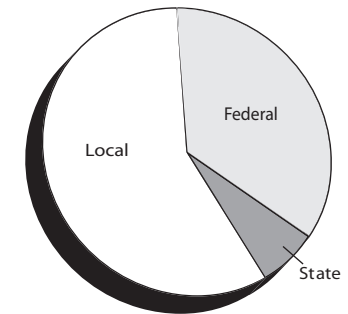
Child & Custody Profiles	Temporary Custody	Permanent Custody	Planned Permanent Living Arrangement	Total
Children in Custody on 1/1/08:	1,127	804	334	2,265
Age				
0-5	43%	28%	-	31%
6-11	21%	22%	2%	19%
12+	36%	50%	98%	50%
Race				
White	29%	20%	26%	25%
Af/Am	69%	78%	72%	73%
Other	2%	2%	2%	2%
Total Years in Custody				
0-2	93%	23%	38%	60%
2-4	6%	29%	31%	18%
4+	1%	48%	31%	22%
Court Rationale for Placement				
Neglect	42%	54%	39%	46%
Dependency	21%	13%	27%	19%
Physical abuse	6%	12%	5%	8%
Sexual abuse	3%	5%	5%	4%
Other*	28%	16%	24%	23%
Placement Type				
Licensed Foster Home	58%	65%	50%	59%
Approved Relative/Kinship Home	26%	8%	4%	16%
Group/Residential Care	15%	13%	44%	19%
Adoptive Placement	-	13%	-	5%
Independent Living Placement/Other	1%	1%	2%	1%

*see Sources page at back of Factbook for explanation of SACWIS data element

2005	Tracking Kids in Care	2007
566	Total # of children reunified with parents or legal guardian	467
235	Total awards of legal custody to relatives	202
509	Total # of adoptions finalized	285
669	Total # of children waiting to be adopted	702
545	Median # of days for adoption finalization from permanent custody	737
265	Total # of youth who aged out of care	237
610	Total # of children placed out of county	328
536	Median # of days in out-of-home care	555
872	Average # of days a child stays in placement	956
1.2 m	Total # of placement days	881,801

Staffing	
PCSAO's recommended caseload size is compared to the county average for January 2008 below.	
New Investigations	
PCSAO	12
Cuyahoga	12
Ongoing Cases	
PCSAO	13
Cuyahoga	13

PUBLIC EXPENDITURES



2007 Expenditures

Total:	\$135,298,934	100%
Federal	\$47,029,044	35%
State	\$9,261,694	7%
Local ¹	\$79,008,196	58%

¹ Of Ohio's 88 counties, this county was among the 43 that maintained a children services levy in 2007.

2007 Title IV-E Adoption Assistance and State Adoption Maintenance Subsidies	
Monthly subsidies are provided to families that adopt special needs children to aid in the ongoing care of those children. In January 2008, Ohio's base subsidy increased from \$250 to \$300 per month benefiting over 6,600 children and families.	TOTAL: \$36,027,579

2007 Purchase of Services
Out-of-home care was purchased from private sources for 56% of all the children in custody. Of those children, 42% were in temporary custody, 39% were in permanent custody and 19% were in a planned permanent living arrangement.



Of Ohio's 88 children services agencies, Cuyahoga is one of 22 agencies accredited by the Council on Accreditation.