

CRAWFORD COUNTY

Population 44,227

Caucasian 97% · African American 1% ·
Hispanic Origin 1% · Other 1%

Population under age 18 10,215 · 23%

Households with two parents 31%

Grandparents raising grandchildren 282

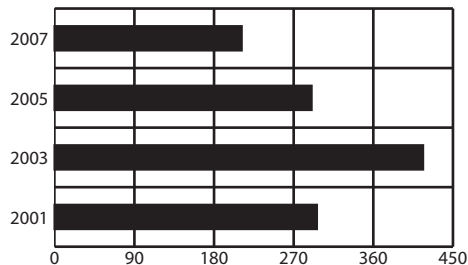
Annual unemployment rate 2000 · 4.3%
2007 · 7.0%

Per capita income \$25,531

High school graduation rate 90%

Local Trends on Abuse and Neglect

In 2007, new allegations of child abuse and neglect totaled 211. Ohio law requires children services to begin investigations on new reports within 24 hours. A comprehensive assessment of safety and risk also is required.



The unduplicated number of new allegations in 2007 and the percentage of total reports it represents fall within the following five categories:

Physical abuse	55	26%
Neglect	74	35%
Sexual abuse	48	23%
Emotional maltreatment	3	1%
Family in Need of Services, Dependency & Other	31	15%
Total	211	100%

SUPPORTS TO SELF SUFFICIENCY

Below are comparisons of supports in January 2008 to those in January 2000.

Ohio Works First/TANF

Jan. 2008 **405** Recipients who received cash assistance **DECREASED 27%**. 75% of the recipients are children. Countywide, a family of 3 received \$332 per month in 2008.

Jan. 2000 **558**

Child Only Ohio Works First/TANF

Jan. 2008 **157** Children living with relative caregivers and receiving "Child Only" TANF **INCREASED 15%**. Statewide, a sibling group averages 1.5 children. Caregivers receive \$245 per month for the first child, plus \$91/sibling.

Jan. 2000 **137**

Ohio Direction Card (formerly food stamps)

Jan. 2008 **4,792** The number of county residents who received nutritional assistance **INCREASED 114%**. Average card value countywide was \$101 per month in 2008.

Jan. 2000 **2,240**

Subsidized Child Care

Jan. 2008 **261** The number of children whose families received subsidized child care **INCREASED 4%**.

Jan. 2000 **252**

Child Support & Paternity Establishment

FFY 2007 **\$9.2 m** Child Support collections **REMAINED THE SAME**. The number of paternities established for non-marital births **REMAINED THE SAME**.

FFY 2005 **\$9.2 m**

SUPPORTING HEALTHY CHILDREN

Medicaid · Countywide, 5,263 children were insured by Medicaid during SFY 2007.

Help Me Grow · Countywide, 253 children (0-3 years) received Help Me Grow services in 2007. 141 Newborn Home Visits were made to families in 2007.

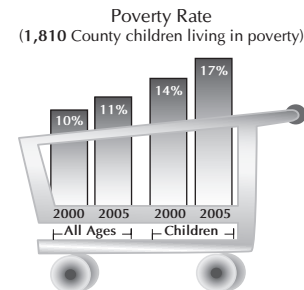
Early Childhood Education · An additional 9,600 children will be served as a result of Ohio harmonizing its eligibility criteria at 200% of the federal poverty level for all early care and education programs.

CONDITIONS AFFECTING ABUSE AND NEGLECT

The conditions identified below do not predispose parents to abuse or neglect their children. However, many families in the child protection system struggle with one or more of the following:

Poverty and Employment

In 2008, a family of 3 was considered at or below 100% of poverty with an annual household income of **\$17,600**. A full-time job must pay at least \$8.46/hr to reach this level, 21% higher than the new minimum wage (\$7.00/hr).



Employment Countywide 2000 - 2007 (2,509 Jobs Lost)



Affordable Housing



Teen Births

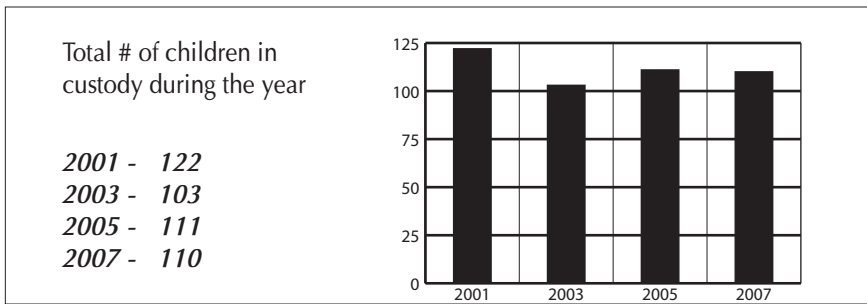
70 Crawford County teens, age 15-19, gave birth in 2006, making the county's teen birth rate 47.7 per one thousand teens. This compares to Ohio's teen birth rate of 39.2.

Health Care · An estimated 60,000 children ages birth to five do not have health insurance in Ohio.

Access to Better Care/Mental Health · Approximately 85% of children in foster care experience mental health challenges.

Annually, over 4,000 children with behavioral diagnoses and at-risk of placement outside the home receive state funded family support services. Prevention, early intervention and appropriate treatment are critically important.

CRAWFORD COUNTY PROFILES OF CHILDREN IN CUSTODY



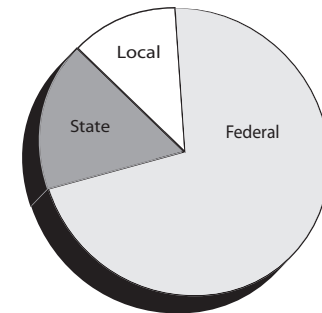
Child & Custody Profiles	Temporary Custody	Permanent Custody	Planned Permanent Living Arrangement	Total
Children in Custody on 1/1/08:	26	16	6	48
Age				
0-5	34%	18%	-	25%
6-11	8%	38%	-	17%
12+	58%	44%	100%	58%
Race				
White	96%	94%	100%	96%
Af/Am	-	6%	-	2%
Other	4%	-	-	2%
Total Years in Custody				
0-2	100%	31%	50%	71%
2-4	-	63%	33%	25%
4+	-	6%	17%	4%
Court Rationale for Placement				
· Neglect	23%	50%	33%	33%
· Dependency	4%	13%	17%	8%
· Physical abuse	8%	-	-	4%
· Sexual abuse	-	13%	17%	7%
· Other*	65%	24%	33%	48%
Placement Type				
· Licensed Foster Home	81%	88%	83%	83%
· Approved Relative/Kinship Home	-	-	-	-
· Group/Residential Care	19%	6%	17%	15%
· Adoptive Placement	-	6%	-	2%
· Independent Living Placement/Other	-	-	-	-

*see Sources page at back of Factbook for explanation of SACWIS data element

2005	Tracking Kids in Care	2007
27	Total # of children reunified with parents or legal guardian	26
5	Total awards of legal custody to relatives	9
7	Total # of adoptions finalized	9
5	Total # of children waiting to be adopted	15
363	Median # of days for adoption finalization from permanent custody	203
9	Total # of youth who aged out of care	7
29	Total # of children placed out of county	23
134	Median # of days in out-of-home care	159
349	Average # of days a child stays in placement	293
19,408	Total # of placement days	17,010

Staffing	
PCSAO's recommended caseload size is compared to the county average for January 2008 below.	
New Investigations	
PCSAO	12
Crawford	5
Ongoing Cases	
PCSAO	13
Crawford	15

PUBLIC EXPENDITURES



2007 Expenditures

Total:	\$1,524,601	100%
Federal	\$1,086,718	71%
State	\$263,205	17%
Local ¹	\$174,678	12%

¹ Of Ohio's 88 counties, this county was among the 43 that maintained a children services levy in 2007.

2007 Title IV-E Adoption Assistance and State Adoption Maintenance Subsidies

Monthly subsidies are provided to families that adopt special needs children to aid in the ongoing care of those children. In January 2008, Ohio's base subsidy increased from \$250 to \$300 per month benefiting over 6,600 children and families.

TOTAL: \$182,550

2007 Purchase of Services

Out-of-home care was purchased from private sources for 27% of all the children in custody. Of those children, 54% were in temporary custody, 38% were in permanent custody and 8% were in a planned permanent living arrangement.