

COSHOCTON COUNTY

Population 36,341

Caucasian 96% · African American 2% ·
Hispanic Origin 1% · Other 1%

Population under age 18 8,664 · 24%

Households with two parents 33%

Grandparents raising grandchildren 161

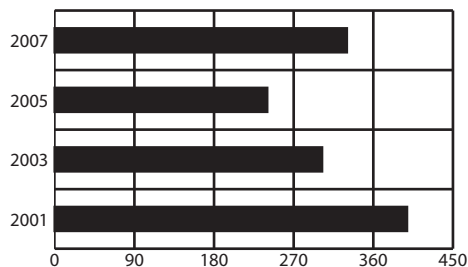
Annual unemployment rate 2000 · 4.3%
2007 · 6.9%

Per capita income \$25,581

High school graduation rate 93%

Local Trends on Abuse and Neglect

In 2007, new allegations of child abuse and neglect totaled 330. Ohio law requires children services to begin investigations on new reports within 24 hours. A comprehensive assessment of safety and risk also is required.



The unduplicated number of new allegations in 2007 and the percentage of total reports it represents fall within the following five categories:

Physical abuse	50	15%
Neglect	91	28%
Sexual abuse	33	10%
Emotional maltreatment	26	8%
Family in Need of Services, Dependency & Other	130	39%
Total	330	100%

SUPPORTS TO SELF SUFFICIENCY

Below are comparisons of supports in January 2008 to those in January 2000.

Ohio Works First/TANF

Jan. 2008 **499** Recipients who received cash assistance **DECREASED 9%**. 68% of the recipients are children. Countywide, a family of 3 received \$320 per month in 2008.

Jan. 2000 **551**

Child Only Ohio Works First/TANF

Jan. 2008 **153** Children living with relative caregivers and receiving "Child Only" TANF **INCREASED 74%**. Statewide, a sibling group averages 1.5 children. Caregivers receive \$245 per month for the first child, plus \$91/sibling.

Jan. 2000 **88**

Ohio Direction Card (formerly food stamps)

Jan. 2008 **4,472** The number of county residents who received nutritional assistance **INCREASED 146%**. Average card value countywide was \$98 per month in 2008.

Jan. 2000 **1,817**

Subsidized Child Care

Jan. 2008 **298** The number of children whose families received subsidized child care **INCREASED 45%**.

Jan. 2000 **205**

Child Support & Paternity Establishment

FFY 2007 **\$6.4 m** Child Support collections **DECREASED 2%**. The number of paternities established for non-marital births **INCREASED 5%**.

FFY 2005 **\$6.6 m**

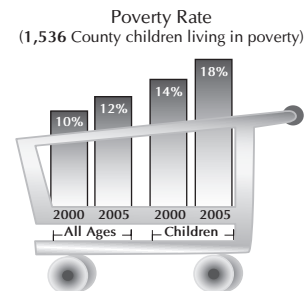
CONDITIONS

AFFECTING ABUSE AND NEGLECT


The conditions identified below do not predispose parents to abuse or neglect their children. However, many families in the child protection system struggle with one or more of the following:

Poverty and Employment

In 2008, a family of 3 was considered at or below 100% of poverty with an annual household income of **\$16,600**. A full-time job must pay at least \$7.98/hr to reach this level, 16% higher than the new minimum wage (\$6.85/hr).



Employment Countywide 2000 - 2007 (2,262 Jobs Lost)



Affordable Housing



Teen Births

51 Coshocton County teens, age 15-19, gave birth in 2006, making the county's teen birth rate **41.4** per one thousand teens. This compares to Ohio's teen birth rate of **39.2**.

SUPPORTING HEALTHY CHILDREN

Medicaid · Countywide, **4,244** children were insured by Medicaid during SFY 2007.

Help Me Grow · Countywide, **288** children (0-3 years) received Help Me Grow services in 2007. **175** Newborn Home Visits were made to families in 2007.

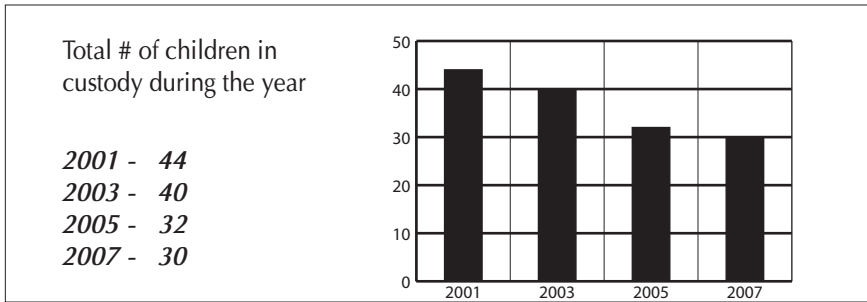
Early Childhood Education · An additional **9,600** children will be served as a result of Ohio harmonizing its eligibility criteria at 200% of the federal poverty level for all early care and education programs.

Health Care · An estimated **60,000** children ages birth to five do not have health insurance in Ohio.

Access to Better Care/Mental Health · Approximately **85%** of children in foster care experience mental health challenges.

Annually, **over 4,000 children** with behavioral diagnoses and at-risk of placement outside the home receive state funded family support services. Prevention, early intervention and appropriate treatment are critically important.

COSHOCTON COUNTY PROFILES OF CHILDREN IN CUSTODY



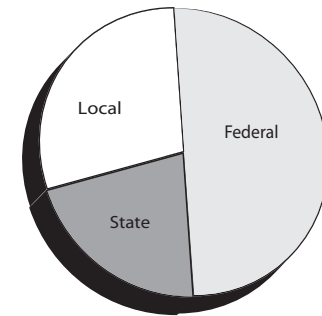
Child & Custody Profiles		Temporary Custody	Permanent Custody	Planned Permanent Living Arrangement	Total
Children in Custody on 1/1/08:		14	2	4	20
Age	0-5	14%	-	-	10%
	6-11	7%	50%	-	10%
	12+	79%	50%	100%	80%
Race	White	100%	50%	100%	95%
	Af/Am	-	50%	-	5%
	Other	-	-	-	-
Total Years in Custody	0-2	86%	-	-	60%
	2-4	14%	-	25%	15%
	4+	-	100%	75%	25%
Court Rationale for Placement					
· Neglect		-	50%	50%	15%
· Dependency		43%	-	-	30%
· Physical abuse		-	-	-	-
· Sexual abuse		7%	-	-	5%
· Other*		50%	50%	50%	50%
Placement Type					
· Licensed Foster Home		71%	100%	100%	80%
· Approved Relative/Kinship Home		-	-	-	-
· Group/Residential Care		29%	-	-	20%
· Adoptive Placement		-	-	-	-
· Independent Living Placement/Other		-	-	-	-

*see Sources page at back of Factbook for explanation of SACWIS data element

2005	Tracking Kids in Care	2007
11	Total # of children reunified with parents or legal guardian	7
0	Total awards of legal custody to relatives	0
4	Total # of adoptions finalized	1
2	Total # of children waiting to be adopted	2
245	Median # of days for adoption finalization from permanent custody	308
0	Total # of youth who aged out of care	2
1	Total # of children placed out of county	1
200	Median # of days in out-of-home care	113
387	Average # of days a child stays in placement	243
6,744	Total # of placement days	6,016

Staffing	
PCSAO's recommended caseload size is compared to the county average for January 2008 below.	
New Investigations	
PCSAO	12
Coshocton	9
Ongoing Cases	
PCSAO	13
Coshocton	10

PUBLIC EXPENDITURES



2007 Expenditures

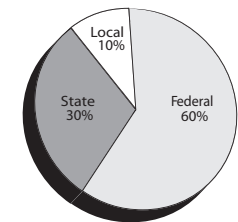
Total:	\$1,167,710	100%
Federal	\$583,754	50%
State	\$244,810	21%
Local ¹	\$339,146	29%

¹ Of Ohio's 88 counties, this county was among the 43 that maintained a children services levy in 2007.

2007 Title IV-E Adoption Assistance and State Adoption Maintenance Subsidies

Monthly subsidies are provided to families that adopt special needs children to aid in the ongoing care of those children. In January 2008, Ohio's base subsidy increased from \$250 to \$300 per month benefiting over 6,600 children and families.

TOTAL: \$172,125



2007 Purchase of Services

Out-of-home care was purchased from private sources for 5% of all the children in custody. Of those children, 0% were in temporary custody, 0% were in permanent custody and 100% were in a planned permanent living arrangement.



Of Ohio's 88 children services agencies, Coshocton is one of 22 agencies accredited by the Council on Accreditation.