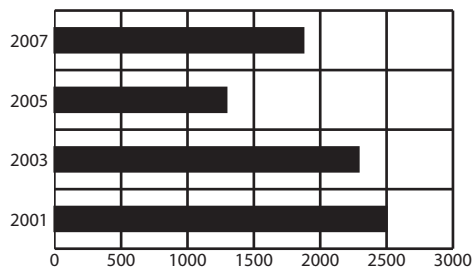


# CLARK COUNTY

Population	140,477
<i>Caucasian 87% · African American 9% · Hispanic Origin 2% · Other 2%</i>	
Population under age 18	32,976 · 23%
Households with two parents	31%
Grandparents raising grandchildren	1,397
Annual unemployment rate	2000 · 4.3% 2007 · 6.2%
Per capita income	\$29,463
High school graduation rate	83%

## Local Trends on Abuse and Neglect

In 2007, new allegations of child abuse and neglect totaled 1,871. Ohio law requires children services to begin investigations on new reports within 24 hours. A comprehensive assessment of safety and risk also is required.



The unduplicated number of new allegations in 2007 and the percentage of total reports it represents fall within the following five categories:

Physical abuse	446	24%
Neglect	511	27%
Sexual abuse	250	13%
Emotional maltreatment	16	1%
Family in Need of Services, Dependency & Other	648	35%
<b>Total</b>	<b>1,871</b>	<b>100%</b>

## SUPPORTS TO SELF SUFFICIENCY

Below are comparisons of supports in January 2008 to those in January 2000.

### Ohio Works First/TANF

Jan. 2008	Recipients who received cash assistance <b>DECREASED 7%</b> . 73% of the recipients are children. Countywide, a family of 3 received \$348 per month in 2008.
<b>3,053</b>	
Jan. 2000	
<b>3,285</b>	

### Child Only Ohio Works First/TANF

Jan. 2008	Children living with relative caregivers and receiving "Child Only" TANF <b>INCREASED 48%</b> . Statewide, a sibling group averages 1.5 children. Caregivers receive \$245 per month for the first child, plus \$91/sibling.
<b>1,060</b>	
Jan. 2000	
<b>716</b>	

### Ohio Direction Card (formerly food stamps)

Jan. 2008	The number of county residents who received nutritional assistance <b>INCREASED 82%</b> . Average card value countywide was \$106 per month in 2008.
<b>18,507</b>	
Jan. 2000	
<b>10,174</b>	

### Subsidized Child Care

Jan. 2008	The number of children whose families received subsidized child care <b>INCREASED 16%</b> .
<b>897</b>	
Jan. 2000	
<b>775</b>	

### Child Support & Paternity Establishment

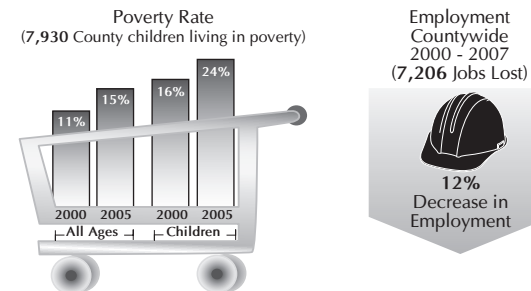
FFY 2007	Child Support collections <b>DECREASED 4%</b> . The number of paternities established for non-marital births <b>INCREASED 13%</b> .
<b>\$29.1 m</b>	
FFY 2005	
<b>\$30.3 m</b>	

## CONDITIONS AFFECTING ABUSE AND NEGLECT

The conditions identified below do not predispose parents to abuse or neglect their children. However, many families in the child protection system struggle with one or more of the following:

### Poverty and Employment

In 2008, a family of 3 was considered at or below 100% of poverty with an annual household income of **\$16,600**. A full-time job must pay at least \$7.98/hr to reach this level, 16% higher than the new minimum wage (\$6.85/hr).



Employment Countywide 2000 - 2007 (7,206 Jobs Lost)  
**12% Decrease in Employment**

### Affordable Housing



### Teen Births

242 Clark County teens, age 15-19, gave birth in 2006, making the county's teen birth rate 51.9 per one thousand teens. This compares to Ohio's teen birth rate of 39.2.

## SUPPORTING HEALTHY CHILDREN

**Medicaid** · Countywide, 17,159 children were insured by Medicaid during SFY 2007.

**Help Me Grow** · Countywide, 888 children (0-3 years) received Help Me Grow services in 2007. 328 Newborn Home Visits were made to families in 2007.

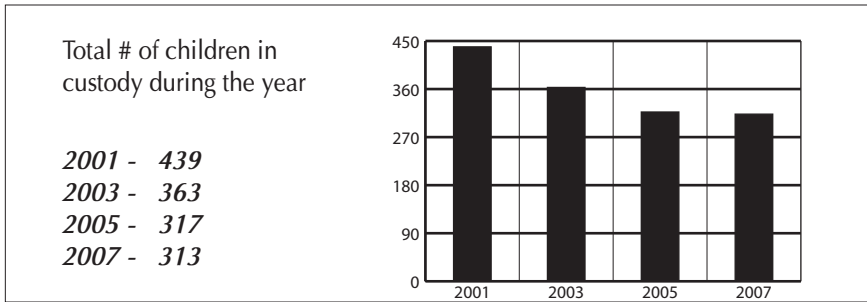
**Early Childhood Education** · An additional 9,600 children will be served as a result of Ohio harmonizing its eligibility criteria at 200% of the federal poverty level for all early care and education programs.

**Health Care** · An estimated 60,000 children ages birth to five do not have health insurance in Ohio.

**Access to Better Care/Mental Health** · Approximately 85% of children in foster care experience mental health challenges.

Annually, over 4,000 children with behavioral diagnoses and at-risk of placement outside the home receive state funded family support services. Prevention, early intervention and appropriate treatment are critically important.

# CLARK COUNTY PROFILES OF CHILDREN IN CUSTODY



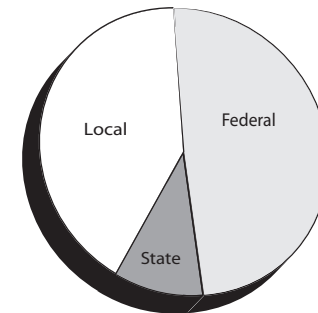
Child & Custody Profiles		Temporary Custody	Permanent Custody	Planned Permanent Living Arrangement	Total
Children in Custody on 1/1/08:		117	61	22	200
Age	0-5	28%	36%	5%	28%
	6-11	23%	33%	-	23%
	12+	49%	31%	95%	49%
Race	White	65%	79%	68%	70%
	Af/Am	26%	21%	32%	25%
	Other	9%	-	-	5%
Total Years in Custody	0-2	99%	57%	59%	82%
	2-4	1%	26%	36%	12%
	4+	-	17%	5%	6%
<b>Court Rationale for Placement</b>					
· Neglect		2%	13%	-	5%
· Dependency		3%	15%	22%	8%
· Physical abuse		-	3%	-	1%
· Sexual abuse		1%	2%	5%	2%
· Other*		94%	67%	73%	84%
<b>Placement Type</b>					
· Licensed Foster Home		74%	59%	77%	70%
· Approved Relative/Kinship Home		-	-	-	-
· Group/Residential Care		25%	8%	18%	19%
· Adoptive Placement		-	31%	-	9%
· Independent Living Placement/Other		1%	2%	5%	2%

\*see Sources page at back of Factbook for explanation of SACWIS data element

2005	Tracking Kids in Care	2007
64	Total # of children reunified with parents or legal guardian	56
37	Total awards of legal custody to relatives	4
26	Total # of adoptions finalized	4
28	Total # of children waiting to be adopted	42
663.5	Median # of days for adoption finalization from permanent custody	192
13	Total # of youth who aged out of care	14
62	Total # of children placed out of county	75
199	Median # of days in out-of-home care	138
575	Average # of days a child stays in placement	405
60,017	Total # of placement days	73,248

Staffing	
PCSAO's recommended caseload size is compared to the county average for January 2008 below.	
New Investigations	
PCSAO	12
Clark	11
Ongoing Cases	
PCSAO	13
Clark	16

# PUBLIC EXPENDITURES



## 2007 Expenditures

Total:	\$10,166,574	100%
Federal	\$4,977,903	49%
State	\$1,032,515	10%
Local <sup>1</sup>	\$4,156,156	41%

<sup>1</sup> Of Ohio's 88 counties, this county was among the 43 that maintained a children services levy in 2007.

2007 Title IV-E Adoption Assistance and State Adoption Maintenance Subsidies									
Monthly subsidies are provided to families that adopt special needs children to aid in the ongoing care of those children. In January 2008, Ohio's base subsidy increased from \$250 to \$300 per month benefiting over 6,600 children and families.	<b>TOTAL: \$1,468,450</b>								
	<table border="1"> <thead> <tr> <th>Source</th> <th>Percentage</th> </tr> </thead> <tbody> <tr> <td>Local</td> <td>15%</td> </tr> <tr> <td>Federal</td> <td>55%</td> </tr> <tr> <td>State</td> <td>30%</td> </tr> </tbody> </table>	Source	Percentage	Local	15%	Federal	55%	State	30%
Source	Percentage								
Local	15%								
Federal	55%								
State	30%								

2007 Purchase of Services
Out-of-home care was purchased from private sources for 62% of all the children in custody. Of those children, 66% were in temporary custody, 20% were in permanent custody and 14% were in a planned permanent living arrangement.



Of Ohio's 88 children services agencies, 22 are accredited by the Council on Accreditation. Clark is one of 6 counties in the process of accreditation.