

CHAMPAIGN COUNTY

Population 39,522

*Caucasian 95% · African American 3% ·
Hispanic Origin 1% · Other 1%*

Population under age 18 9,537 · 24%

Households with two parents 34%

Grandparents raising grandchildren 263

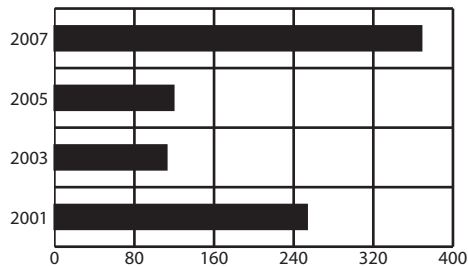
Annual unemployment rate 2000 · 3.6%
2007 · 5.9%

Per capita income \$27,452

High school graduation rate 94%

Local Trends on Abuse and Neglect

In 2007, new allegations of child abuse and neglect totaled 368. Ohio law requires children services to begin investigations on new reports within 24 hours. A comprehensive assessment of safety and risk also is required.



The unduplicated number of new allegations in 2007 and the percentage of total reports it represents fall within the following five categories:

Physical abuse	86	23%
Neglect	120	33%
Sexual abuse	57	15%
Emotional maltreatment	3	1%
Family in Need of Services, Dependency & Other	102	28%
Total	368	100%

SUPPORTS TO SELF SUFFICIENCY

Below are comparisons of supports in January 2008 to those in January 2000.

Ohio Works First/TANF

Jan. 2008 **445** Recipients who received cash assistance **INCREASED 15%**. 71% of the recipients are children. Countywide, a family of 3 received \$363 per month in 2008.

Jan. 2000 **388**

Child Only Ohio Works First/TANF

Jan. 2008 **134** Children living with relative caregivers and receiving "Child Only" TANF **INCREASED 33%**. Statewide, a sibling group averages 1.5 children. Caregivers receive \$245 per month for the first child, plus \$91/sibling.

Jan. 2000 **101**

Ohio Direction Card (formerly food stamps)

Jan. 2008 **3,083** The number of county residents who received nutritional assistance **INCREASED 145%**. Average card value countywide was \$98 per month in 2008.

Jan. 2000 **1,258**

Subsidized Child Care

Jan. 2008 **202** The number of children whose families received subsidized child care **INCREASED 49%**.

Jan. 2000 **136**

Child Support & Paternity Establishment

FFY 2007 **\$6.7 m** Child Support collections **REMAINED THE SAME**. The number of paternities established for non-marital births **INCREASED 22%**.

FFY 2005 **\$6.7 m**

SUPPORTING HEALTHY CHILDREN

Medicaid · Countywide, 3,877 children were insured by Medicaid during SFY 2007.

Help Me Grow · Countywide, 180 children (0-3 years) received Help Me Grow services in 2007. 108 Newborn Home Visits were made to families in 2007.

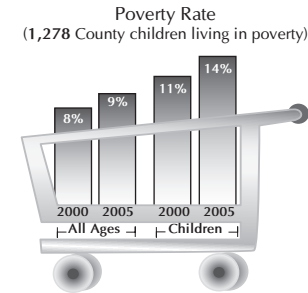
Early Childhood Education · An additional 9,600 children will be served as a result of Ohio harmonizing its eligibility criteria at 200% of the federal poverty level for all early care and education programs.

CONDITIONS AFFECTING ABUSE AND NEGLECT


The conditions identified below do not predispose parents to abuse or neglect their children. However, many families in the child protection system struggle with one or more of the following:

Poverty and Employment

In 2008, a family of 3 was considered at or below 100% of poverty with an annual household income of **\$16,600**. A full-time job must pay at least \$7.98/hr to reach this level, 16% higher than the new minimum wage (\$6.85/hr).



Employment Countywide 2000 - 2007 (572 Jobs Lost)



Affordable Housing



Teen Births

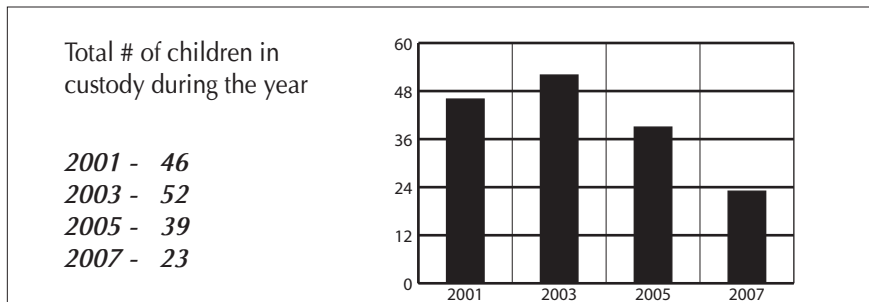
70 Champaign County teens, age 15-19, gave birth in 2006, making the county's teen birth rate 51.8 per one thousand teens. This compares to Ohio's teen birth rate of 39.2.

Health Care · An estimated 60,000 children ages birth to five do not have health insurance in Ohio.

Access to Better Care/Mental Health · Approximately 85% of children in foster care experience mental health challenges.

Annually, over 4,000 children with behavioral diagnoses and at-risk of placement outside the home receive state funded family support services. Prevention, early intervention and appropriate treatment are critically important.

CHAMPAIGN COUNTY PROFILES OF CHILDREN IN CUSTODY



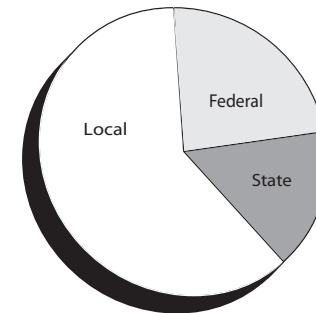
Child & Custody Profiles		Temporary Custody	Permanent Custody	Planned Permanent Living Arrangement	Total
Children in Custody on 1/1/08:		6	7	2	15
Age	0-5	83%	14%	-	40%
	6-11	-	43%	-	20%
	12+	17%	43%	100%	40%
Race	White	67%	100%	100%	87%
	Af/Am	-	-	-	-
	Other	33%	-	-	13%
Total Years in Custody	0-2	83%	14%	-	40%
	2-4	17%	29%	50%	27%
	4+	-	57%	50%	33%
Court Rationale for Placement					
· Neglect		34%	29%	-	27%
· Dependency		33%	13%	-	20%
· Physical abuse		-	-	-	-
· Sexual abuse		-	29%	-	13%
· Other*		33%	29%	100%	40%
Placement Type					
· Licensed Foster Home		83%	86%	-	73%
· Approved Relative/Kinship Home		-	-	-	-
· Group/Residential Care		17%	-	100%	20%
· Adoptive Placement		-	14%	-	7%
· Independent Living Placement/Other		-	-	-	-

*see Sources page at back of Factbook for explanation of SACWIS data element

2005	Tracking Kids in Care	2007
6	Total # of children reunified with parents or legal guardian	2
3	Total awards of legal custody to relatives	0
3	Total # of adoptions finalized	0
5	Total # of children waiting to be adopted	6
281	Median # of days for adoption finalization from permanent custody	N/A
1	Total # of youth who aged out of care	1
8	Total # of children placed out of county	7
482	Median # of days in out-of-home care	493
583	Average # of days a child stays in placement	599
11,936	Total # of placement days	5,710

Staffing	
PCSAO's recommended caseload size is compared to the county average for January 2008 below.	
New Investigations	
PCSAO	12
Champaign	15
Ongoing Cases	
PCSAO	13
Champaign	10

PUBLIC EXPENDITURES



2007 Expenditures

Total:	\$1,271,792	100%
Federal	\$295,920	23%
State	\$201,474	16%
Local ¹	\$774,397	61%

¹ Of Ohio's 88 counties, this county was among the 43 that maintained a children services levy in 2007.

2007 Title IV-E Adoption Assistance and State Adoption Maintenance Subsidies

Monthly subsidies are provided to families that adopt special needs children to aid in the ongoing care of those children. In January 2008, Ohio's base subsidy increased from \$250 to \$300 per month benefiting over 6,600 children and families.

TOTAL: \$87,000

2007 Purchase of Services

Out-of-home care was purchased from private sources for 60% of all the children in custody. Of those children, 40% were in temporary custody, 47% were in permanent custody and 13% were in a planned permanent living arrangement.



Of Ohio's 88 children services agencies, Champaign is one of 22 agencies accredited by the Council on Accreditation.