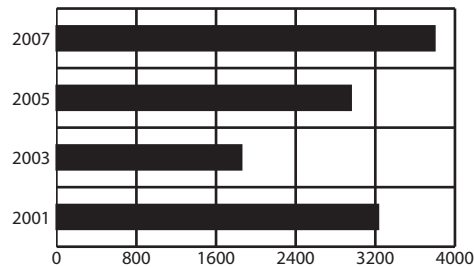


BUTLER COUNTY

Population	357,888
<i>Caucasian 87% · African American 7% · Hispanic Origin 3% · Other 3%</i>	
Population under age 18	89,436 · 25%
Households with two parents	36%
Grandparents raising grandchildren	2,746
Annual unemployment rate	2000 · 3.6% 2007 · 5.1%
Per capita income	\$33,130
High school graduation rate	89%

Local Trends on Abuse and Neglect

In 2007, new allegations of child abuse and neglect totaled 3,793. Ohio law requires children services to begin investigations on new reports within 24 hours. A comprehensive assessment of safety and risk also is required.



The unduplicated number of new allegations in 2007 and the percentage of total reports it represents fall within the following five categories:

Physical abuse	1,150	30%
Neglect	1,020	27%
Sexual abuse	377	10%
Emotional maltreatment	37	1%
Family in Need of Services, Dependency & Other	1,209	32%
Total	3,793	100%

SUPPORTS TO SELF SUFFICIENCY

Below are comparisons of supports in January 2008 to those in January 2000.

Ohio Works First/TANF

Jan. 2008	Recipients who received cash assistance DECREASED 17% . 85% of the recipients are children. Countywide, a family of 3 received \$342 per month in 2008.
2,917	
Jan. 2000	
3,507	

Child Only Ohio Works First/TANF

Jan. 2008	Children living with relative caregivers and receiving "Child Only" TANF INCREASED 75% . Statewide, a sibling group averages 1.5 children. Caregivers receive \$245 per month for the first child, plus \$91/sibling.
1,772	
Jan. 2000	
1,013	

Ohio Direction Card (formerly food stamps)

Jan. 2008	The number of county residents who received nutritional assistance INCREASED 185% . Average card value countywide was \$109 per month in 2008.
27,850	
Jan. 2000	
9,788	

Subsidized Child Care

Jan. 2008	The number of children whose families received subsidized child care INCREASED 116% .
1,874	
Jan. 2000	
866	

Child Support & Paternity Establishment

FFY 2007	Child Support collections REMAINED THE SAME . The number of paternities established for non-marital births INCREASED 6% .
\$56 m	
FFY 2005	
\$56 m	

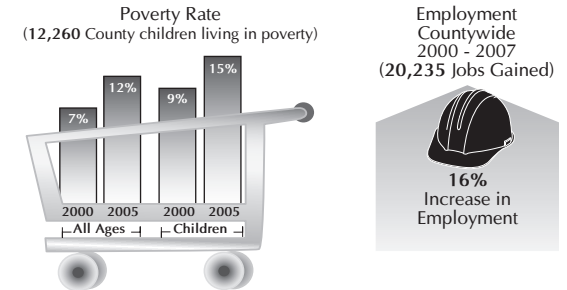
CONDITIONS

AFFECTING ABUSE AND NEGLECT

The conditions identified below do not predispose parents to abuse or neglect their children. However, many families in the child protection system struggle with one or more of the following:

Poverty and Employment

In 2008, a family of 3 was considered at or below 100% of poverty with an annual household income of **\$17,600**. A full-time job must pay at least \$8.46/hr to reach this level, 21% higher than the new minimum wage (\$7.00/hr).



Employment Countywide 2000 - 2007
(20,235 Jobs Gained)
16% Increase in Employment

Affordable Housing



Teen Births

541 Butler County teens, age 15-19, gave birth in 2006, making the county's teen birth rate **39.8** per one thousand teens. This compares to Ohio's teen birth rate of **39.2**.

SUPPORTING HEALTHY CHILDREN

Medicaid · Countywide, **32,264** children were insured by Medicaid during SFY 2007.

Help Me Grow · Countywide, **1,668** children (0-3 years) received Help Me Grow services in 2007. **433** Newborn Home Visits were made to families in 2007.

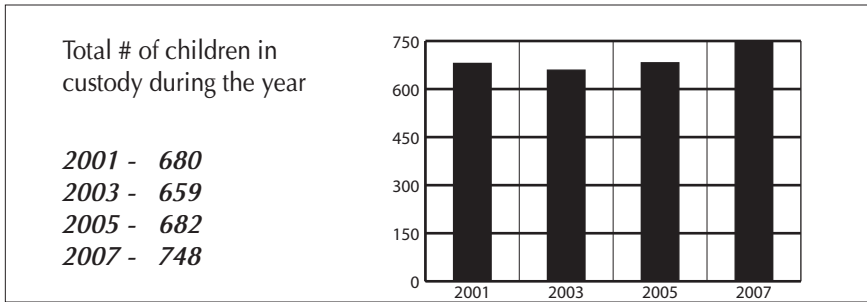
Early Childhood Education · An additional **9,600** children will be served as a result of Ohio harmonizing its eligibility criteria at 200% of the federal poverty level for all early care and education programs.

Health Care · An estimated **60,000** children ages birth to five do not have health insurance in Ohio.

Access to Better Care/Mental Health · Approximately **85%** of children in foster care experience mental health challenges.

Annually, **over 4,000 children** with behavioral diagnoses and at-risk of placement outside the home receive state funded family support services. Prevention, early intervention and appropriate treatment are critically important.

BUTLER COUNTY PROFILES OF CHILDREN IN CUSTODY



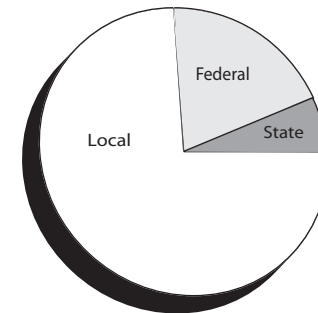
Child & Custody Profiles	Temporary Custody	Permanent Custody	Planned Permanent Living Arrangement	Total
Children in Custody on 1/1/08:	247	96	38	381
Age	0-5	24%	-	37%
	6-11	29%	-	27%
	12+	24%	43%	36%
Race	White	70%	50%	69%
	Af/Am	14%	16%	18%
	Other	16%	8%	13%
Total Years in Custody	0-2	92%	20%	67%
	2-4	7%	55%	22%
	4+	1%	25%	11%
Court Rationale for Placement				
· Neglect	11%	17%	8%	12%
· Dependency	14%	14%	18%	14%
· Physical abuse	2%	1%	-	2%
· Sexual abuse	-	1%	-	1%
· Other*	73%	67%	74%	71%
Placement Type				
· Licensed Foster Home	88%	73%	68%	82%
· Approved Relative/Kinship Home	4%	1%	3%	3%
· Group/Residential Care	8%	15%	18%	11%
· Adoptive Placement	-	7%	-	2%
· Independent Living Placement/Other	-	4%	11%	2%

*see Sources page at back of Factbook for explanation of SACWIS data element

2005	Tracking Kids in Care	2007
150	Total # of children reunified with parents or legal guardian	149
76	Total awards of legal custody to relatives	102
55	Total # of adoptions finalized	28
72	Total # of children waiting to be adopted	89
412	Median # of days for adoption finalization from permanent custody	372
30	Total # of youth who aged out of care	26
199	Total # of children placed out of county	204
132	Median # of days in out-of-home care	69
460	Average # of days a child stays in placement	280
134,634	Total # of placement days	141,695

Staffing	
PCSAO's recommended caseload size is compared to the county average for January 2008 below.	
New Investigations	
PCSAO	12
Butler	9
Ongoing Cases	
PCSAO	13
Butler	12

PUBLIC EXPENDITURES



2007 Expenditures

Total:	\$26,155,848	100%
Federal	\$5,062,969	19%
State	\$1,494,186	6%
Local ¹	\$19,598,693	75%

¹ Of Ohio's 88 counties, this county was among the 43 that maintained a children services levy in 2007.

2007 Title IV-E Adoption Assistance and State Adoption Maintenance Subsidies

Monthly subsidies are provided to families that adopt special needs children to aid in the ongoing care of those children. In January 2008, Ohio's base subsidy increased from \$250 to \$300 per month benefiting over 6,600 children and families.

TOTAL: \$1,637,665

2007 Purchase of Services

Out-of-home care was purchased from private sources for 74% of all the children in custody. Of those children, 63% were in temporary custody, 26% were in permanent custody and 11% were in a planned permanent living arrangement.