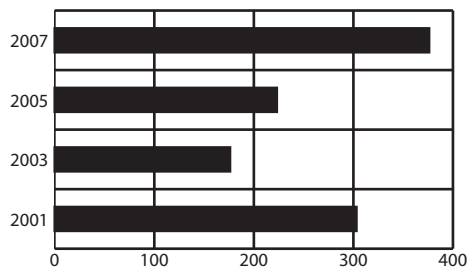


AUGLAIZE COUNTY

Population	46,429
<i>Caucasian 97% · African American 1% · Hispanic Origin 1% · Other 1%</i>	
Population under age 18	11,414 · 25%
Households with two parents	35%
Grandparents raising grandchildren	233
Annual unemployment rate	2000 · 3.3% 2007 · 4.5%
Per capita income	\$31,516
High school graduation rate	97%

Local Trends on Abuse and Neglect

In 2007, new allegations of child abuse and neglect totaled 376. Ohio law requires children services to begin investigations on new reports within 24 hours. A comprehensive assessment of safety and risk also is required.



The unduplicated number of new allegations in 2007 and the percentage of total reports it represents fall within the following five categories:

Physical abuse	57	15%
Neglect	187	50%
Sexual abuse	44	12%
Emotional maltreatment	5	1%
Family in Need of Services, Dependency & Other	83	22%
Total	376	100%

SUPPORTS TO SELF SUFFICIENCY

Below are comparisons of supports in January 2008 to those in January 2000.

Ohio Works First/TANF

Jan. 2008	111	Recipients who received cash assistance DECREASED 10% . 99% of the recipients are children. Countywide, a family of 3 received \$236 per month in 2008.
Jan. 2000	124	

Child Only Ohio Works First/TANF

Jan. 2008	106	Children living with relative caregivers and receiving "Child Only" TANF INCREASED 58% . Statewide, a sibling group averages 1.5 children. Caregivers receive \$245 per month for the first child, plus \$91/sibling.
Jan. 2000	67	

Ohio Direction Card (formerly food stamps)

Jan. 2008	2,303	The number of county residents who received nutritional assistance INCREASED 195% . Average card value countywide was \$105 per month in 2008.
Jan. 2000	782	

Subsidized Child Care

Jan. 2008	100	The number of children whose families received subsidized child care INCREASED 49% .
Jan. 2000	67	

Child Support & Paternity Establishment

FFY 2007	\$7.3 m	Child Support collections DECREASED 3% . The number of paternitys established for non-marital births INCREASED 17% .
FFY 2005	\$7.6 m	

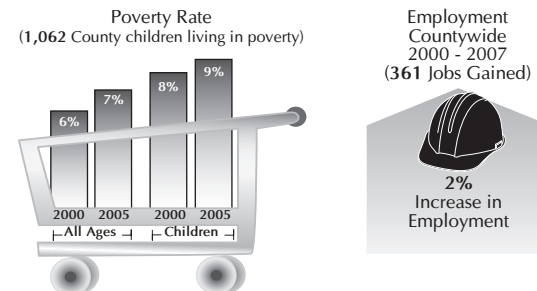
CONDITIONS

AFFECTING ABUSE AND NEGLECT

The conditions identified below do not predispose parents to abuse or neglect their children. However, many families in the child protection system struggle with one or more of the following:

Poverty and Employment

In 2008, a family of 3 was considered at or below 100% of poverty with an annual household income of **\$17,600**. A full-time job must pay at least \$8.46/hr to reach this level, 21% higher than the new minimum wage (\$7.00/hr).



Employment Countywide 2000 - 2007
(361 Jobs Gained)

2% Increase in Employment

Affordable Housing



Teen Births

63 Auglaize County teens, age 15-19, gave birth in 2006, making the county's teen birth rate 35.8 per one thousand teens. This compares to Ohio's teen birth rate of 39.2.

SUPPORTING HEALTHY CHILDREN

Medicaid · Countywide, 3,109 children were insured by Medicaid during SFY 2007.

Help Me Grow · Countywide, 300 children (0-3 years) received Help Me Grow services in 2007. 173 Newborn Home Visits were made to families in 2007.

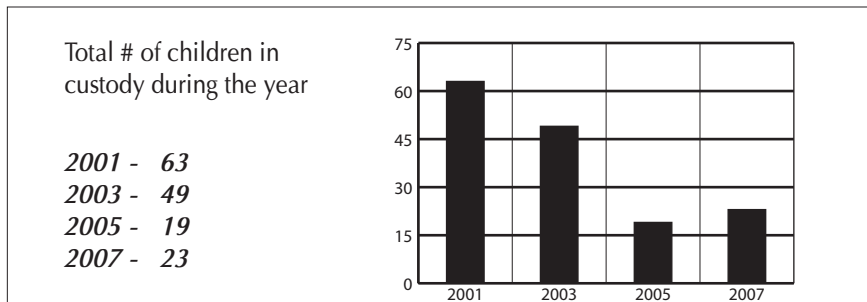
Early Childhood Education · An additional 9,600 children will be served as a result of Ohio harmonizing its eligibility criteria at 200% of the federal poverty level for all early care and education programs.

Health Care · An estimated 60,000 children ages birth to five do not have health insurance in Ohio.

Access to Better Care/Mental Health · Approximately 85% of children in foster care experience mental health challenges.

Annually, over 4,000 children with behavioral diagnoses and at-risk of placement outside the home receive state funded family support services. Prevention, early intervention and appropriate treatment are critically important.

AUGLAIZE COUNTY PROFILES OF CHILDREN IN CUSTODY



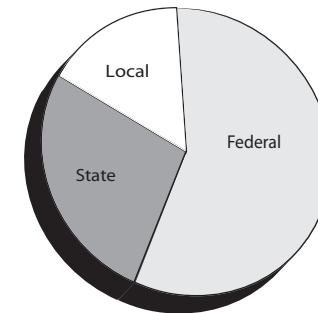
Child & Custody Profiles		Temporary Custody	Permanent Custody	Planned Permanent Living Arrangement	Total
Children in Custody on 1/1/08:		4	2	1	7
Age	0-5	25%	-	-	14%
	6-11	-	-	-	-
	12+	75%	100%	100%	86%
Race	White	100%	100%	100%	100%
	Af/Am	-	-	-	-
	Other	-	-	-	-
Total Years in Custody	0-2	100%	-	100%	71%
	2-4	-	-	-	-
	4+	-	100%	-	29%
Court Rationale for Placement					
Neglect		-	-	-	-
Dependency		50%	50%	100%	57%
Physical abuse		-	-	-	-
Sexual abuse		-	50%	14%	-
Other*		50%	-	29%	-
Placement Type					
Licensed Foster Home		50%	100%	100%	71%
Approved Relative/Kinship Home		50%	-	-	29%
Group/Residential Care		-	-	-	-
Adoptive Placement		-	-	-	-
Independent Living Placement/Other		-	-	-	-

*see Sources page at back of Factbook for explanation of SACWIS data element

2005	Tracking Kids in Care	2007
4	Total # of children reunified with parents or legal guardian	6
1	Total awards of legal custody to relatives	6
1	Total # of adoptions finalized	3
2	Total # of children waiting to be adopted	2
80	Median # of days for adoption finalization from permanent custody	249
0	Total # of youth who aged out of care	1
5	Total # of children placed out of county	3
337	Median # of days in out-of-home care	273
362	Average # of days a child stays in placement	492
4,431	Total # of placement days	3,471

Staffing	
PCSAO's recommended caseload size is compared to the county average for January 2008 below.	
New Investigations	
PCSAO	12
Auglaize	10
Ongoing Cases	
PCSAO	13
Auglaize	7

PUBLIC EXPENDITURES



2007 Expenditures

Total:	\$906,139	100%
Federal	\$512,215	57%
State	\$245,673	27%
Local ¹	\$148,251	16%

¹ Of Ohio's 88 counties, this county was not among the 43 that maintained a children services levy in 2007.

2007 Title IV-E Adoption Assistance and State Adoption Maintenance Subsidies									
Monthly subsidies are provided to families that adopt special needs children to aid in the ongoing care of those children. In January 2008, Ohio's base subsidy increased from \$250 to \$300 per month benefiting over 6,600 children and families.	TOTAL: \$243,612								
<table border="1"> <thead> <tr> <th>Source</th> <th>Percentage</th> </tr> </thead> <tbody> <tr> <td>Local</td> <td>18%</td> </tr> <tr> <td>State</td> <td>25%</td> </tr> <tr> <td>Federal</td> <td>57%</td> </tr> </tbody> </table>		Source	Percentage	Local	18%	State	25%	Federal	57%
Source	Percentage								
Local	18%								
State	25%								
Federal	57%								

2007 Purchase of Services	
Out-of-home care was purchased from private sources for 0% of all the children in custody. Of those children, 0% were in temporary custody, 0% were in permanent custody and 0% were in a planned permanent living arrangement.	