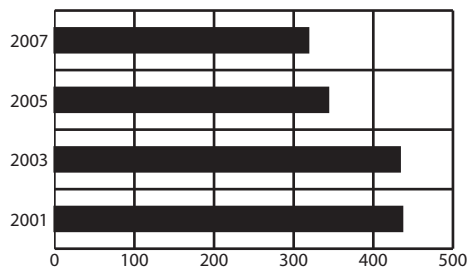


# ASHLAND COUNTY

Population	54,902
<i>Caucasian 97% · African American 1% · Hispanic Origin 1% · Other 1%</i>	
Population under age 18	12,882 · 23%
Households with two parents	35%
Grandparents raising grandchildren	36%
Annual unemployment rate	2000 · 3.9% 2007 · 6.0%
Per capita income	\$25,468
High school graduation rate	89%

## Local Trends on Abuse and Neglect

In 2007, new allegations of child abuse and neglect totaled 318. Ohio law requires children services to begin investigations on new reports within 24 hours. A comprehensive assessment of safety and risk also is required.



The unduplicated number of new allegations in 2007 and the percentage of total reports it represents fall within the following five categories:

Physical abuse	43	13%
Neglect	142	45%
Sexual abuse	66	21%
Emotional maltreatment	16	5%
Family in Need of Services, Dependency & Other	51	16%
<b>Total</b>	<b>318</b>	<b>100%</b>

## SUPPORTS TO SELF SUFFICIENCY

Below are comparisons of supports in January 2008 to those in January 2000.

### Ohio Works First/TANF

Jan. 2008	Recipients who received cash assistance <b>INCREASED 5%</b> . 73% of the recipients are children. Countywide, a family of 3 received \$362 per month in 2008.
<b>241</b>	
Jan. 2000	
<b>230</b>	

### Child Only Ohio Works First/TANF

Jan. 2008	Children living with relative caregivers and receiving "Child Only" TANF <b>INCREASED 21%</b> . Statewide, a sibling group averages 1.5 children. Caregivers receive \$245 per month for the first child, plus \$91/sibling.
<b>85</b>	
Jan. 2000	
<b>70</b>	

### Ohio Direction Card (formerly food stamps)

Jan. 2008	The number of county residents who received nutritional assistance <b>INCREASED 189%</b> . Average card value countywide was \$100 per month in 2008.
<b>3,467</b>	
Jan. 2000	
<b>1,201</b>	

### Subsidized Child Care

Jan. 2008	The number of children whose families received subsidized child care <b>INCREASED 132%</b> .
<b>188</b>	
Jan. 2000	
<b>81</b>	

### Child Support & Paternity Establishment

FFY 2007	Child Support collections <b>INCREASED 1%</b> . The number of paternities established for non-marital births <b>INCREASED 11%</b> .
<b>\$8.86 m</b>	
FFY 2005	
<b>\$8.77 m</b>	

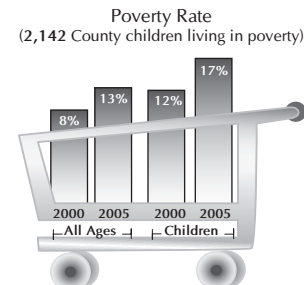
## CONDITIONS

### AFFECTING ABUSE AND NEGLECT

The conditions identified below do not predispose parents to abuse or neglect their children. However, many families in the child protection system struggle with one or more of the following:

### Poverty and Employment

In 2008, a family of 3 was considered at or below 100% of poverty with an annual household income of **\$17,600**. A full-time job must pay at least \$8.46/hr to reach this level, 21% higher than the new minimum wage (\$7.00/hr).



### Affordable Housing



### Teen Births

50 Ashland County teens, age 15-19, gave birth in 2006, making the county's teen birth rate 24.1 per one thousand teens. This compares to Ohio's teen birth rate of 39.2.

## SUPPORTING HEALTHY CHILDREN

**Medicaid** · Countywide, 4,567 children were insured by Medicaid during SFY 2007.

**Help Me Grow** · Countywide, 273 children (0-3 years) received Help Me Grow services in 2007. 142 Newborn Home Visits were made to families in 2007.

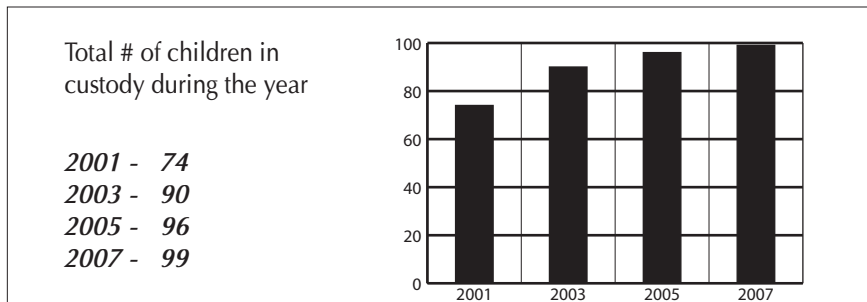
**Early Childhood Education** · An additional 9,600 children will be served as a result of Ohio harmonizing its eligibility criteria at 200% of the federal poverty level for all early care and education programs.

**Health Care** · An estimated 60,000 children ages birth to five do not have health insurance in Ohio.

**Access to Better Care/Mental Health** · Approximately 85% of children in foster care experience mental health challenges.

Annually, over 4,000 children with behavioral diagnoses and at-risk of placement outside the home receive state funded family support services. Prevention, early intervention and appropriate treatment are critically important.

# ASHLAND COUNTY PROFILES OF CHILDREN IN CUSTODY



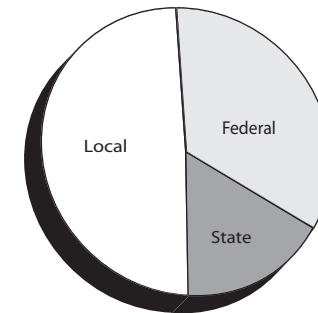
Child & Custody Profiles		Temporary Custody	Permanent Custody	Planned Permanent Living Arrangement	Total
Children in Custody on 1/1/08:		51	18	4	73
Age	0-5	47%	11%	-	36%
	6-11	27%	33%	25%	28%
	12+	26%	56%	75%	36%
Race	White	71%	94%	100%	78%
	Af/Am	4%	-	-	3%
	Other	25%	6%	-	19%
Total Years in Custody	0-2	98%	33%	-	77%
	2-4	2%	45%	50%	15%
	4+	-	22%	50%	8%
<b>Court Rationale for Placement</b>					
· Neglect		16%	11%	-	14%
· Dependency		49%	44%	50%	46%
· Physical abuse		2%	6%	-	3%
· Sexual abuse		-	6%	-	3%
· Other*		33%	33%	50%	34%
<b>Placement Type</b>					
· Licensed Foster Home		61%	72%	50%	63%
· Approved Relative/Kinship Home		31%	11%	-	25%
· Group/Residential Care		8%	11%	50%	11%
· Adoptive Placement		-	6%	-	1%
· Independent Living Placement/Other		-	-	-	-

\*see Sources page at back of Factbook for explanation of SACWIS data element

2005	Tracking Kids in Care	2007
25	Total # of children reunified with parents or legal guardian	10
4	Total awards of legal custody to relatives	3
5	Total # of adoptions finalized	2
6	Total # of children waiting to be adopted	17
320	Median # of days for adoption finalization from permanent custody	1,079
5	Total # of youth who aged out of care	0
16	Total # of children placed out of county	43
327	Median # of days in out-of-home care	372
484	Average # of days a child stays in placement	652
22,252	Total # of placement days	23,481

Staffing	
PCSAO's recommended caseload size is compared to the county average for January 2008 below.	
New Investigations	
PCSAO	12
Ashland	7
Ongoing Cases	
PCSAO	13
Ashland	18

# PUBLIC EXPENDITURES



## 2007 Expenditures

Total:	\$1,761,323	100%
Federal	\$592,924	34%
State	\$303,510	17%
Local <sup>1</sup>	\$864,889	49%

<sup>1</sup> Of Ohio's 88 counties, this county was not among the 43 that maintained a children services levy in 2007.

### 2007 Title IV-E Adoption Assistance and State Adoption Maintenance Subsidies

Monthly subsidies are provided to families that adopt special needs children to aid in the ongoing care of those children. In January 2008, Ohio's base subsidy increased from \$250 to \$300 per month benefiting over 6,600 children and families.

**TOTAL: \$62,690**

State	72%
Federal	28%

### 2007 Purchase of Services

Out-of-home care was purchased from private sources for 37% of all the children in custody. Of those children, 50% were in temporary custody, 46% were in permanent custody and 4% were in a planned permanent living arrangement.