

ALLEN COUNTY

Population 105,233

Caucasian 84% · African American 13% ·
Hispanic Origin 2% · Other 2%

Population under age 18 25,952 · 25%

Households with two parents 33%

Grandparents raising grandchildren 822

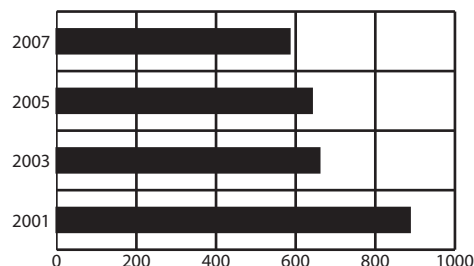
Annual unemployment rate 2000 · 4.4%
2007 · 6.3%

Per capita income \$28,793

High school graduation rate 86%

Local Trends on Abuse and Neglect

In 2007, new allegations of child abuse and neglect totaled 584. Ohio law requires children services to begin investigations on new reports within 24 hours. A comprehensive assessment of safety and risk also is required.



The unduplicated number of new allegations in 2007 and the percentage of total reports it represents fall within the following five categories:

Physical abuse	172	29%
Neglect	159	27%
Sexual abuse	114	20%
Emotional maltreatment	32	6%
Family in Need of Services, Dependency & Other	107	18%
Total	584	100%

SUPPORTS TO SELF SUFFICIENCY

Below are comparisons of supports in January 2008 to those in January 2000.

Ohio Works First/TANF

Jan. 2008 **659** Recipients who received cash assistance **DECREASED 53%**. 95% of the recipients are children. Countywide, a family of 3 received \$324 per month in 2008.

Jan. 2000 **1,395**

Child Only Ohio Works First/TANF

Jan. 2008 **568** Children living with relative caregivers and receiving "Child Only" TANF **INCREASED 5%**. Statewide, a sibling group averages 1.5 children. Caregivers receive \$245 per month for the first child, plus \$91/sibling.

Jan. 2000 **543**

Ohio Direction Card (formerly food stamps)

Jan. 2008 **9,549** The number of county residents who received nutritional assistance **INCREASED 97%**. Average card value countywide was \$111 per month in 2008.

Jan. 2000 **4,840**

Subsidized Child Care

Jan. 2008 **608** The number of children whose families received subsidized child care **INCREASED 43%**.

Jan. 2000 **424**

Child Support & Paternity Establishment

FFY 2007 **\$21.8 m** Child Support collections **DECREASED 6%**. The number of paternities established for non-marital births **INCREASED 12%**.

FFY 2005 **\$23.3m**

SUPPORTING HEALTHY CHILDREN

Medicaid · Countywide, 11,390 children were insured by Medicaid during SFY 2007.

Help Me Grow · Countywide, 692 children (0-3 years) received Help Me Grow services in 2007. 412 Newborn Home Visits were made to families in 2007.


Early Childhood Education · An additional 9,600 children will be served as a result of Ohio harmonizing its eligibility criteria at 200% of the federal poverty level for all early care and education programs.

CONDITIONS AFFECTING ABUSE AND NEGLECT

The conditions identified below do not predispose parents to abuse or neglect their children. However, many families in the child protection system struggle with one or more of the following:

Poverty and Employment

In 2008, a family of 3 was considered at or below 100% of poverty with an annual household income of **\$16,600**. A full-time job must pay at least \$7.98/hr to reach this level, 16% higher than the new minimum wage (\$6.85/hr).



Employment Countywide 2000 - 2007 (5,769 Jobs Lost)



Affordable Housing



Teen Births

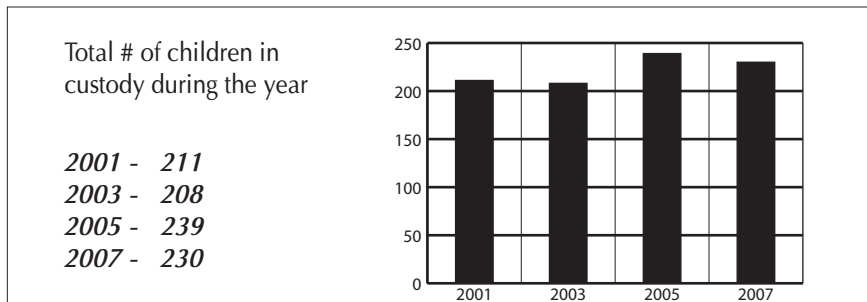
199 Allen County teens, age 15-19, gave birth in 2006, making the county's teen birth rate 53.2 per one thousand teens. This compares to Ohio's teen birth rate of 39.2.

Health Care · An estimated 60,000 children ages birth to five do not have health insurance in Ohio.

Access to Better Care/Mental Health · Approximately 85% of children in foster care experience mental health challenges.

Annually, over 4,000 children with behavioral diagnoses and at-risk of placement outside the home receive state funded family support services. Prevention, early intervention and appropriate treatment are critically important.

ALLEN COUNTY PROFILES OF CHILDREN IN CUSTODY



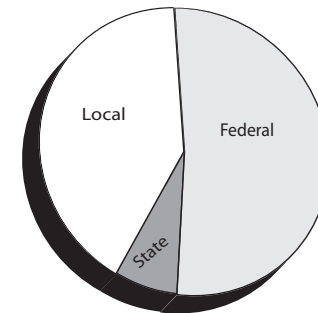
Child & Custody Profiles		Temporary Custody	Permanent Custody	Planned Permanent Living Arrangement	Total
Children in Custody on 1/1/08:		102	47	6	155
Age	0-5	38%	36%	-	36%
	6-11	24%	32%	-	25%
	12+	38%	32%	100%	39%
Race	White	61%	68%	83%	64%
	Af/Am	39%	28%	17%	35%
	Other	-	4%	-	1%
Total Years in Custody	0-2	95%	6%	33%	66%
	2-4	4%	53%	67%	21%
	4+	1%	41%	-	13%
Court Rationale for Placement					
· Neglect		12%	23%	17%	16%
· Dependency		56%	55%	66%	56%
· Physical abuse		16%	13%	-	14%
· Sexual abuse		9%	-	17%	6%
· Other*		7%	9%	-	8%
Placement Type					
· Licensed Foster Home		76%	79%	83%	77%
· Approved Relative/Kinship Home		21%	2%	17%	15%
· Group/Residential Care		2%	2%	-	2%
· Adoptive Placement		-	17%	-	5%
· Independent Living Placement/Other		1%	-	-	1%

*see Sources page at back of Factbook for explanation of SACWIS data element

2005	Tracking Kids in Care	2007
33	Total # of children reunified with parents or legal guardian	43
20	Total awards of legal custody to relatives	16
9	Total # of adoptions finalized	16
24	Total # of children waiting to be adopted	33
475	Median # of days for adoption finalization from permanent custody	500
10	Total # of youth who aged out of care	11
48	Total # of children placed out of county	69
301	Median # of days in out-of-home care	406
444	Average # of days a child stays in placement	571
52,830	Total # of placement days	47,218

Staffing	
PCSAO's recommended caseload size is compared to the county average for January 2008 below.	
New Investigations	
PCSAO	12
Allen	7
Ongoing Cases	
PCSAO	13
Allen	15

PUBLIC EXPENDITURES



2007 Expenditures

Total:	\$8,815,950	100%
Federal	\$4,621,919	52%
State	\$620,435	7%
Local ¹	\$3,573,596	41%

¹ Of Ohio's 88 counties, this county was among the 43 that maintained a children services levy in 2007.

2007 Title IV-E Adoption Assistance and State Adoption Maintenance Subsidies	
Monthly subsidies are provided to families that adopt special needs children to aid in the ongoing care of those children. In January 2008, Ohio's base subsidy increased from \$250 to \$300 per month benefiting over 6,600 children and families.	TOTAL: \$446,343

2007 Purchase of Services
Out-of-home care was purchased from private sources for 35% of all the children in custody. Of those children, 59% were in temporary custody, 35% were in permanent custody and 6% were in a planned permanent living arrangement.



Of Ohio's 88 children services agencies, 22 are accredited by the Council on Accreditation. Allen is one of 6 counties in the process of accreditation.