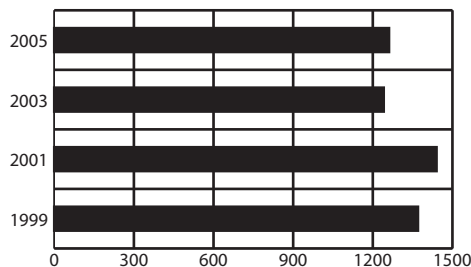


WAYNE COUNTY

Population	113,697
<i>Caucasian 96% · African American 2% · Hispanic 1% · Other 1%</i>	
Population under age 18	28,948 · 25%
Households with two parents	35%
Grandparents raising grandchildren	571
Annual unemployment rate	2000 · 3.3% 2005 · 5.0%
Per capita income	\$26,176
High school graduation rate	94%

Local Trends on Abuse and Neglect

In 2005, new reports of child abuse and neglect totaled 1,261. Ohio law requires children services to begin investigations on new reports within 24 hours. A comprehensive assessment of safety and risk also is required.



The unduplicated number of new reports in 2005 and the percentage of total reports it represents fall within the following five categories:

Physical abuse	270	21%
Neglect	529	42%
Sexual abuse	234	19%
Emotional maltreatment	147	12%
Dependency, Other	81	6%
Total	1,261	100%

SUPPORTS TO SELF SUFFICIENCY

Below are comparisons of supports in January 2006 to those in January 2000.

Ohio Works First/TANF

Jan. 2006	Recipients who received cash assistance 987
Jan. 2000	DECREASED 20%. 68% of the recipients are children. A typical family of 3 received \$378 per month in 2006.
1,235	

Child Only Ohio Works First/TANF

Jan. 2006	Children living with relative caregivers and receiving "Child Only" TANF INCREASED 23% . Statewide, a sibling group averages 1.5 children. Caregivers receive \$245 per month for the first child, plus \$91/sibling.
234	
Jan. 2000	190

Ohio Direction Card (formerly food stamps)

Jan. 2006	The number of county residents who received nutritional assistance INCREASED 85% . Average card value statewide was \$98 per month in 2006.
6,623	
Jan. 2000	3,588

Subsidized Child Care

Jan. 2006	The number of children whose families received subsidized child care INCREASED 22% .
485	
Jan. 2000	398

Child Support & Paternity Establishment

FFY 2005	Child Support collections INCREASED 2% . The number of paternities established for non-marital births INCREASED 23% .
\$16.5 m	
FFY 2003	\$16.1 m

SUPPORTING HEALTHY CHILDREN

Healthy Start/Medicaid · Countywide, **7,026** children were served by Healthy Start/Medicaid in February 2006.

Help Me Grow · Countywide, **326** children (0-3 years) received Help Me Grow services in 2005. **189** Newborn Home Visits were provided to families in 2005.

Early Childhood Education · By age four, **85%** of a child's core brain structure is fully developed. However, in Ohio, only **1.37%** of public state investments in education and development is invested in preschool children.

CONDITIONS AFFECTING ABUSE AND NEGLECT

The conditions identified below do not predispose parents to abuse or neglect their children. However, many families in the child protection system struggle with one or more of the following:

Poverty and Employment

In 2006, a family of 3 was considered at or below 100% of poverty with an annual household income of **\$16,600**. A full-time job must pay at least \$7.98/hr to reach this level, 16% higher than the new minimum wage (\$6.85/hr).

Countywide, **POVERTY INCREASED** to 12.9% in 2004 compared to the Census 2000 rate of 8.0%. The child poverty rate increased to 14.6%, from 10.6% in the same period, leaving 4,390 county children living in poverty.

Countywide, 53 jobs were **LOST** between 2000 and 2005, creating a 0.1% **DECREASE IN EMPLOYMENT**.

Affordable Housing



Teen Births

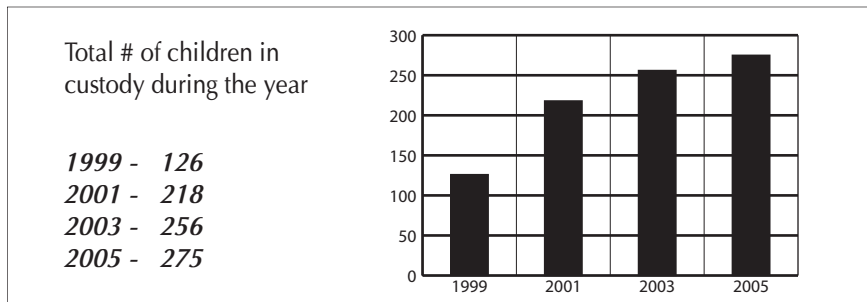
112 Wayne County teens, age 15-19, gave birth in 2003, making the county's teen birth rate 37.6 per one thousand teens. This compares to Ohio's teen birth rate of 53.4.

Health Care · An estimated **60,000** children ages birth to five do not have health insurance in Ohio.

Access to Better Care/Mental Health · Approximately **85%** of children in foster care experience mental health challenges.

Children and families that received FAST\$05 community based services, including the involvement of a parent advocate, experienced fewer out of home placements, a reduction in family stressors, and greater satisfaction than other families receiving mental health services.

WAYNE COUNTY PROFILES OF CHILDREN IN CUSTODY

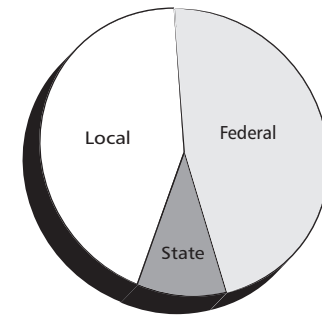


Child & Custody Profiles		Temporary Custody	Permanent Custody	Planned Permanent Living Arrangement
Children in Custody on 1/1/06:		141	106	24
Age	0-5	43%	9%	0%
	6-11	18%	0%	8%
	12+	39%	91%	92%
Race	White	87%	91%	92%
	Af/Am	11%	9%	8%
	Other	2%	0%	0%
Total Years in Custody	0-2	78%	18%	25%
	2-4	11%	27%	71%
	4+	11%	55%	4%
Court Rationale for Placement				
· Neglect		28%	27%	21%
· Dependency		36%	46%	46%
· Physical abuse		5%	9%	12%
· Sexual abuse		5%	9%	17%
· Delinquency, Unruly, other		26%	9%	4%
Placement Type				
· Licensed Foster Home		60%	64%	58%
· Approved Relative/Kinship Home		17%	9%	4%
· Group/Residential Care		12%	27%	38%
· Adoptive Placement		0%	0%	0%
· Independent Living Placement/Other		11%	0%	0%

2003	Tracking Kids in Care	2005
59	Total # of children reunified with parents or legal guardian	63
29	Total awards of legal custody to relatives	46
13	Total # of adoptions finalized	8
19	Total # of children waiting to be adopted	7
6	Total # of youth who aged out of care	10
45	Total # of children placed out of county	37
361	Median # of days for adoption finalization from permanent custody	474
194	Median # of days in out-of-home care	229
47,111	Total # of placement days	54,918

Staffing & Safety	
PCSAO's recommended caseload size is compared to the county average for January 2006 below.	
New Investigations	
PCSAO	12
Wayne	11
Ongoing Cases	
PCSAO	13
Wayne	12
Worker Safety Incidents Reported: 4	
Definition: Any type of verbal or physical harm endured by case-workers related to their job.	

PUBLIC EXPENDITURES



2005 Expenditures

Total:	\$5,786,814	100%
Federal	\$2,681,859	46%
State	\$587,736	10%
Local ¹	\$2,517,219	44%

¹ Of Ohio's 88 counties, this county was among the 43 that maintained a children services levy in 2005.

2005 Title IV-E Adoption Assistance and State Adoption Maintenance Subsidies

Monthly subsidies are provided to families that adopt special needs children to aid in the ongoing care of those children. Currently, Ohio's base subsidy is only \$8.22 per day or \$250 per month.

TOTAL: \$406,965



18% Local • 25% State • 57% Federal

2005 Purchase of Services

Out-of-home care was purchased from private sources for 38% of all the children in custody. Of those children, 67% were in temporary custody, 9% were in permanent custody and 24% were in a planned permanent living arrangement.