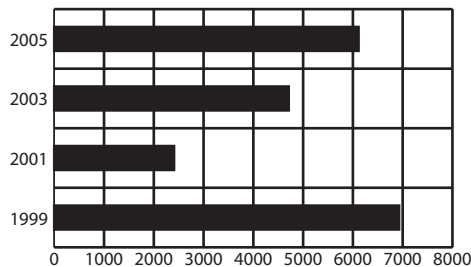


SUMMIT COUNTY

Population	546,604
<i>Caucasian 83% · African American 13% · Hispanic 1% · Other 3%</i>	
Population under age 18	130,210 · 24%
Households with two parents	31%
Grandparents raising grandchildren	3,709
Annual unemployment rate	2000 · 4.2% 2005 · 5.9%
Per capita income	\$33,441
High school graduation rate	85%

Local Trends on Abuse and Neglect

In 2005, new reports of child abuse and neglect totaled 6,113. Ohio law requires children services to begin investigations on new reports within 24 hours. A comprehensive assessment of safety and risk also is required.



The unduplicated number of new reports in 2005 and the percentage of total reports it represents fall within the following five categories:

Physical abuse	1,652	27%
Neglect	2,630	43%
Sexual abuse	702	11%
Emotional maltreatment	282	5%
Dependency, Other	847	14%
Total	6,113	100%

SUPPORTS TO SELF SUFFICIENCY

Below are comparisons of supports in January 2006 to those in January 2000.

Ohio Works First/TANF

Jan. 2006	Recipients who received cash assistance 9,973	DECREASED 50%. 73% of the recipients are children. A typical family of 3 received \$378 per month in 2006.
Jan. 2000	19,920	

Child Only Ohio Works First/TANF

Jan. 2006	Children living with relative caregivers and receiving "Child Only" TANF 3,334	INCREASED 19%. Statewide, a sibling group averages 1.5 children. Caregivers receive \$245 per month for the first child, plus \$91/sibling.
Jan. 2000	2,808	

Ohio Direction Card (formerly food stamps)

Jan. 2006	The number of county residents who received nutritional assistance 49,606	INCREASED 47%. Average card value statewide was \$98 per month in 2006.
Jan. 2000	33,704	

Subsidized Child Care

Jan. 2006	The number of children whose families received subsidized child care 4,184	INCREASED 98%.
Jan. 2000	2,117	

Child Support & Paternity Establishment

FFY 2005	Child Support collections \$94.4 m	INCREASED 2%.
FFY 2003	\$92.3 m	The number of paternities established for non-marital births INCREASED 5%.

SUPPORTING HEALTHY CHILDREN

Healthy Start/Medicaid · Countywide, **42,608** children were served by Healthy Start/Medicaid in February 2006.

Help Me Grow · Countywide, **1,807** children (0-3 years) received Help Me Grow services in 2005. **1,815** Newborn Home Visits were provided to families in 2005.

Early Childhood Education · By age four, **85%** of a child's core brain structure is fully developed. However, in Ohio, only **1.37%** of public state investments in education and development is invested in preschool children.

CONDITIONS AFFECTING ABUSE AND NEGLECT

The conditions identified below do not predispose parents to abuse or neglect their children. However, many families in the child protection system struggle with one or more of the following:

Poverty and Employment

In 2006, a family of 3 was considered at or below 100% of poverty with an annual household income of **\$16,600**. A full-time job must pay at least \$7.98/hr to reach this level, 16% higher than the new minimum wage (\$6.85/hr).

Countywide, **POVERTY INCREASED** to 17.8% in 2004 compared to the Census 2000 rate of 9.9%. The child poverty rate increased to 22.8%, from 14.0% in the same period, leaving 29,217 county children living in poverty.

Countywide, 3,675 jobs were **GAINED** between 2000 and 2005, creating a **1.4% INCREASE IN EMPLOYMENT**.

Affordable Housing



Teen Births

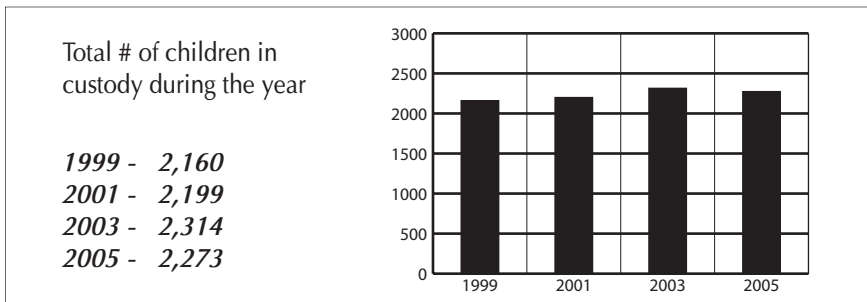
643 Summit County teens, age 15-19, gave birth in 2003, making the county's teen birth rate 50.4 per one thousand teens. This compares to Ohio's teen birth rate of 53.4.

Health Care · An estimated **60,000** children ages birth to five do not have health insurance in Ohio.

Access to Better Care/Mental Health · Approximately **85%** of children in foster care experience mental health challenges.

Children and families that received FAST\$05 community based services, including the involvement of a parent advocate, experienced fewer out of home placements, a reduction in family stressors, and greater satisfaction than other families receiving mental health services.

SUMMIT COUNTY PROFILES OF CHILDREN IN CUSTODY

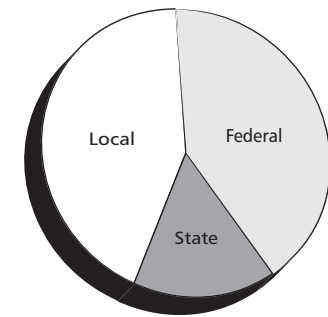


Child & Custody Profiles		Temporary Custody	Permanent Custody	Planned Permanent Living Arrangement
Children in Custody on 1/1/06:		663	236	187
Age	0-5	42%	21%	1%
	6-11	28%	32%	5%
	12+	30%	47%	94%
Race	White	46%	46%	62%
	Af/Am	50%	52%	37%
	Other	4%	2%	1%
Total Years in Custody	0-2	85%	18%	31%
	2-4	9%	37%	40%
	4+	6%	45%	29%
Court Rationale for Placement				
· Neglect		23%	34%	17%
· Dependency		28%	28%	34%
· Physical abuse		10%	5%	8%
· Sexual abuse		4%	10%	4%
· Delinquency, Unruly, other		35%	23%	37%
Placement Type				
· Licensed Foster Home		28%	41%	22%
· Approved Relative/Kinship Home		42%	4%	11%
· Group/Residential Care		13%	36%	63%
· Adoptive Placement		0%	12%	0%
· Independent Living Placement/Other		17%	7%	4%

2003	Tracking Kids in Care	2005
802	Total # of children reunified with parents or legal guardian	696
259	Total awards of legal custody to relatives	254
96	Total # of adoptions finalized	114
228	Total # of children waiting to be adopted	178
49	Total # of youth who aged out of care	57
519	Total # of children placed out of county	260
586	Median # of days for adoption finalization from permanent custody	472
189	Median # of days in out-of-home care	104
622,000	Total # of placement days	518,747

Staffing & Safety	
PCSAO's recommended caseload size is compared to the county average for January 2006 below.	
New Investigations	
PCSAO	12
Summit	13
Ongoing Cases	
PCSAO	13
Summit	12
Worker Safety Incidents Reported: 17	
Definition: Any type of verbal or physical harm endured by case-workers related to their job.	

PUBLIC EXPENDITURES



2005 Expenditures

Total:	\$51,910,142	100%
Federal	\$21,310,069	41%
State	\$8,273,827	16%
Local ¹	\$22,326,246	43%

¹ Of Ohio's 88 counties, this county was among the 43 that maintained a children services levy in 2005.

2005 Title IV-E Adoption Assistance and State Adoption Maintenance Subsidies

Monthly subsidies are provided to families that adopt special needs children to aid in the ongoing care of those children. Currently, Ohio's base subsidy is only \$8.22 per day or \$250 per month.

TOTAL: \$3,611,981

9% Local • 36% State • 55% Federal

2005 Purchase of Services

Out-of-home care was purchased from private sources for 37% of all the children in custody. Of those children, 48% were in temporary custody, 24% were in permanent custody and 28% were in a planned permanent living arrangement.



Of Ohio's 88 children services agencies, Summit is one of 17 agencies accredited by the Council on Accreditation.