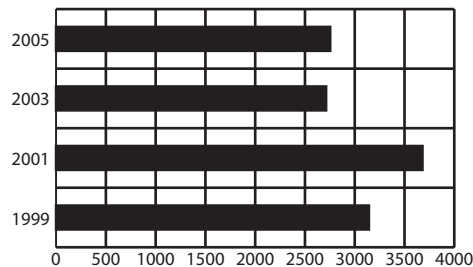


STARK COUNTY

Population	380,608
<i>Caucasian 90% · African American 7% · Hispanic 1% · Other 2%</i>	
Population under age 18	88,946 · 23%
Households with two parents	74%
Grandparents raising grandchildren	2,771
Annual unemployment rate	2000 · 4.1% 2005 · 6.4%
Per capita income	\$21,866
High school graduation rate	89%

Local Trends on Abuse and Neglect

In 2005, new reports of child abuse and neglect totaled 2,753. Ohio law requires children services to begin investigations on new reports within 24 hours. A comprehensive assessment of safety and risk also is required.



The unduplicated number of new reports in 2005 and the percentage of total reports it represents fall within the following five categories:

Physical abuse	541	19%
Neglect	1,698	62%
Sexual abuse	459	17%
Emotional maltreatment	26	1%
Dependency, Other	29	1%
Total	2,753	100%

SUPPORTS TO SELF SUFFICIENCY

Below are comparisons of supports in January 2006 to those in January 2000.

Ohio Works First/TANF

Jan. 2006	Recipients who received cash assistance 6,347	DECREASED 36%. 71% of the recipients are children. A typical family of 3 received \$378 per month in 2006.
Jan. 2000	9,916	

Child Only Ohio Works First/TANF

Jan. 2006	Children living with relative caregivers and receiving "Child Only" TANF 1,959	INCREASED 23%. Statewide, a sibling group averages 1.5 children. Caregivers receive \$245 per month for the first child, plus \$91/sibling.
Jan. 2000	1,598	

Ohio Direction Card (formerly food stamps)

Jan. 2006	The number of county residents who received nutritional assistance 28,775	INCREASED 56%. Average card value statewide was \$98 per month in 2006.
Jan. 2000	18,464	

Subsidized Child Care

Jan. 2006	The number of children whose families received subsidized child care 2,714	INCREASED 40%.
Jan. 2000	1,935	

Child Support & Paternity Establishment

FFY 2005	Child Support collections \$65.2 m	INCREASED 3%.
FFY 2003	\$63.2 m	The number of paternities established for non-marital births INCREASED 41%.

SUPPORTING HEALTHY CHILDREN

Healthy Start/Medicaid · Countywide, 30,005 children were served by Healthy Start/Medicaid in February 2006.

Help Me Grow · Countywide, 1,842 children (0-3 years) received Help Me Grow services in 2005. 593 Newborn Home Visits were provided to families in 2005.

Early Childhood Education · By age four, 85% of a child's core brain structure is fully developed. However, in Ohio, only 1.37% of public state investments in education and development is invested in preschool children.

CONDITIONS AFFECTING ABUSE AND NEGLECT

The conditions identified below do not predispose parents to abuse or neglect their children. However, many families in the child protection system struggle with one or more of the following:

Poverty and Employment

In 2006, a family of 3 was considered at or below 100% of poverty with an annual household income of **\$16,600**. A full-time job must pay at least \$7.98/hr to reach this level, 16% higher than the new minimum wage (\$6.85/hr).

Countywide, **POVERTY INCREASED** to 17.8% in 2004 compared to the Census 2000 rate of 9.2%. The child poverty rate increased to 23.8%, from 12.9% in the same period, leaving 20,976 county children living in poverty.

Countywide, 10,562 jobs were **LOST** between 2000 and 2005, creating a 6.0% **DECREASE IN EMPLOYMENT**.

Affordable Housing



Teen Births

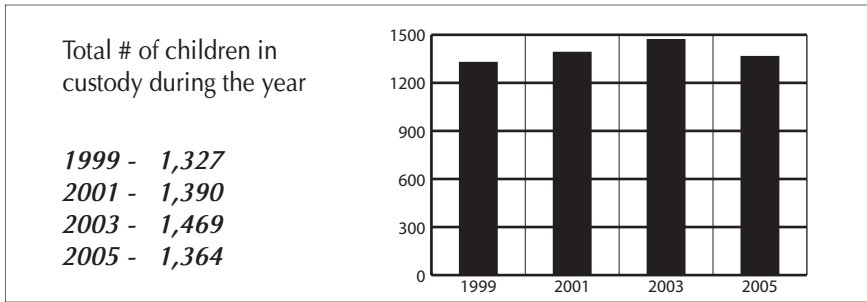
499 Stark County teens, age 15-19, gave birth in 2003, making the county's teen birth rate 54.9 per one thousand teens. This compares to Ohio's teen birth rate of 53.4.

Health Care · An estimated **60,000** children ages birth to five do not have health insurance in Ohio.

Access to Better Care/Mental Health · Approximately **85%** of children in foster care experience mental health challenges.

Children and families that received FAST\$05 community based services, including the involvement of a parent advocate, experienced fewer out of home placements, a reduction in family stressors, and greater satisfaction than other families receiving mental health services.

STARK COUNTY PROFILES OF CHILDREN IN CUSTODY

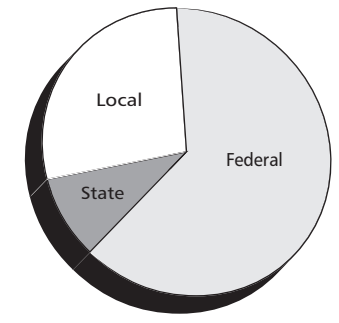


Child & Custody Profiles		Temporary Custody	Permanent Custody	Planned Permanent Living Arrangement	
Children in Custody on 1/1/06:		818	420	286	112
Age	0-5	43%	25%	4%	
	6-11	22%	26%	11%	
	12+	35%	49%	85%	
Race	White	63%	63%	76%	
	Af/Am	37%	36%	23%	
	Other	0%	1%	1%	
Total Years in Custody	0-2	99%	22%	19%	
	2-4	1%	37%	39%	
	4+	0%	41%	42%	
Court Rationale for Placement					
· Neglect		36%	56%	46%	
· Dependency		40%	24%	24%	
· Physical abuse		7%	9%	6%	
· Sexual abuse		2%	5%	4%	
· Delinquency, Unruly, other		15%	6%	20%	
Placement Type					
· Licensed Foster Home		55%	70%	56%	
· Approved Relative/Kinship Home		32%	5%	5%	
· Group/Residential Care		12%	10%	39%	
· Adoptive Placement		0%	14%	0%	
· Independent Living Placement/Other		1%	1%	0%	

2003	Tracking Kids in Care	2005
260	Total # of children reunified with parents or legal guardian	148
201	Total awards of legal custody to relatives	228
135	Total # of adoptions finalized	106
252	Total # of children waiting to be adopted	226
55	Total # of youth who aged out of care	53
192	Total # of children placed out of county	212
417	Median # of days for adoption finalization from permanent custody	522
334	Median # of days in out-of-home care	330
342,401	Total # of placement days	308,017

Staffing & Safety	
PCSAO's recommended caseload size is compared to the county average for January 2006 below.	
New Investigations	
PCSAO	12
Stark	9
Ongoing Cases	
PCSAO	13
Stark	13
Worker Safety Incidents Reported: 3	
Definition: Any type of verbal or physical harm endured by case-workers related to their job.	

PUBLIC EXPENDITURES



2005 Expenditures

Total:	\$25,315,989	100%
Federal	\$16,044,095	63%
State	\$2,254,668	9%
Local ¹	\$7,017,226	28%

¹ Of Ohio's 88 counties, this county was among the 43 that maintained a children services levy in 2005.

2005 Title IV-E Adoption Assistance and State Adoption Maintenance Subsidies

Monthly subsidies are provided to families that adopt special needs children to aid in the ongoing care of those children. Currently, Ohio's base subsidy is only \$8.22 per day or \$250 per month.

TOTAL: \$4,015,163

9% Local • 35% State • 56% Federal

2005 Purchase of Services

Out-of-home care was purchased from private sources for 28% of all the children in custody. Of those children, 30% were in temporary custody, 48% were in permanent custody and 22% were in a planned permanent living arrangement.



Of Ohio's 88 children services agencies, Stark is one of 17 agencies accredited by the Council on Accreditation.