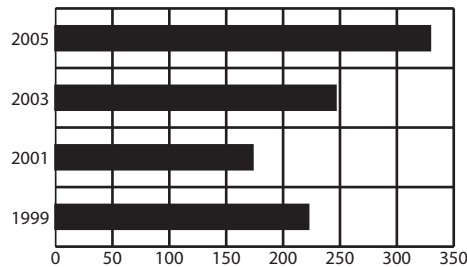


SHELBY COUNTY

Population	48,736
<i>Caucasian 95% · African American 2% · Hispanic 1% · Other 2%</i>	
Population under age 18	13,271 · 27%
Households with two parents	37%
Grandparents raising grandchildren	321
Annual unemployment rate	2000 · 3.9% 2005 · 4.9%
Per capita income	\$29,820
High school graduation rate	95%

Local Trends on Abuse and Neglect

In 2005, new reports of child abuse and neglect totaled 329. Ohio law requires children services to begin investigations on new reports within 24 hours. A comprehensive assessment of safety and risk also is required.



The unduplicated number of new reports in 2005 and the percentage of total reports it represents fall within the following five categories:

Physical abuse	99	30%
Neglect	142	43%
Sexual abuse	66	20%
Emotional maltreatment	19	6%
Dependency, Other	3	1%
Total	329	100%

SUPPORTS TO SELF SUFFICIENCY

Below are comparisons of supports in January 2006 to those in January 2000.

Ohio Works First/TANF

Jan. 2006	Recipients who received cash assistance INCREASED 5%. 87% of the recipients are children. A typical family of 3 received \$378 per month in 2006.
218	
Jan. 2000	
207	

Child Only Ohio Works First/TANF

Jan. 2006	Children living with relative caregivers and receiving "Child Only" TANF INCREASED 59%. Statewide, a sibling group averages 1.5 children. Caregivers receive \$245 per month for the first child, plus \$91/sibling.
140	
Jan. 2000	
88	

Ohio Direction Card (formerly food stamps)

Jan. 2006	The number of county residents who received nutritional assistance INCREASED 128%. Average card value statewide was \$98 per month in 2006.
2,535	
Jan. 2000	
1,114	

Subsidized Child Care

Jan. 2006	The number of children whose families received subsidized child care DECREASED 27%.
194	
Jan. 2000	
266	

Child Support & Paternity Establishment

FFY 2005	Child Support collections INCREASED 1%.
\$8.1 m	
FFY 2003	The number of paternities established for non-marital births INCREASED 29%.
\$8.0 m	

SUPPORTING HEALTHY CHILDREN

Healthy Start/Medicaid · Countywide, 3,335 children were served by Healthy Start/Medicaid in February 2006.

Help Me Grow · Countywide, 321 children (0-3 years) received Help Me Grow services in 2005. 178 Newborn Home Visits were provided to families in 2005.

Early Childhood Education · By age four, 85% of a child's core brain structure is fully developed. However, in Ohio, only 1.37% of public state investments in education and development is invested in preschool children.

CONDITIONS AFFECTING ABUSE AND NEGLECT

The conditions identified below do not predispose parents to abuse or neglect their children. However, many families in the child protection system struggle with one or more of the following:

Poverty and Employment

In 2006, a family of 3 was considered at or below 100% of poverty with an annual household income of **\$16,600**. A full-time job must pay at least \$7.98/hr to reach this level, 16% higher than the new minimum wage (\$6.85/hr).

Countywide, **POVERTY INCREASED** to 12.5% in 2004 compared to the Census 2000 rate of 6.7%. The child poverty rate increased to 10.9%, from 8.3% in the same period, leaving 1,471 county children living in poverty.

Countywide, 1,482 jobs were **GAINED** between 2000 and 2005, creating a 5.1% **INCREASE IN EMPLOYMENT**.

Affordable Housing



Teen Births

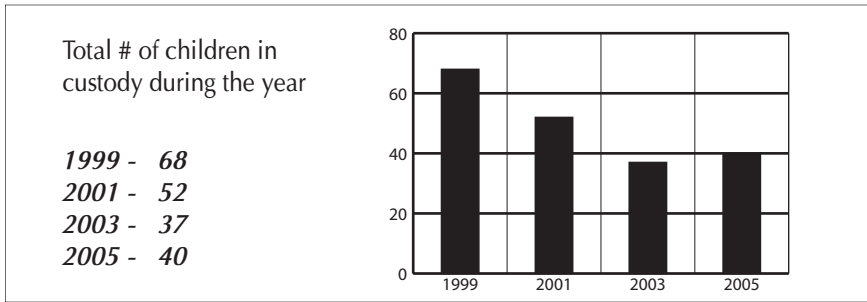
87 Shelby County teens, age 15-19, gave birth in 2003, making the county's teen birth rate 65.6 per one thousand teens. This compares to Ohio's teen birth rate of 53.4.

Health Care · An estimated 60,000 children ages birth to five do not have health insurance in Ohio.

Access to Better Care/Mental Health · Approximately 85% of children in foster care experience mental health challenges.

Children and families that received FAST\$05 community based services, including the involvement of a parent advocate, experienced fewer out of home placements, a reduction in family stressors, and greater satisfaction than other families receiving mental health services.

SHELBY COUNTY PROFILES OF CHILDREN IN CUSTODY

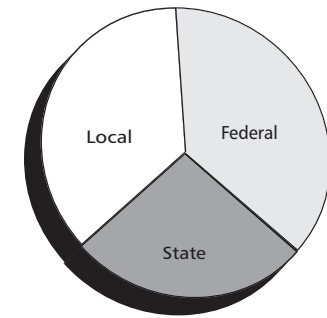


Child & Custody Profiles		Temporary Custody	Permanent Custody	Planned Permanent Living Arrangement
Children in Custody on 1/1/06:		11	10	5
Age	0-5	36%	20%	0%
	6-11	28%	20%	0%
	12+	36%	60%	100%
Race	White	100%	100%	100%
	Af/Am	0%	0%	0%
	Other	0%	0%	0%
Total Years in Custody	0-2	73%	60%	80%
	2-4	0%	30%	0%
	4+	27%	10%	20%
Court Rationale for Placement				
· Neglect		27%	40%	0%
· Dependency		10%	40%	80%
· Physical abuse		18%	10%	0%
· Sexual abuse		18%	0%	0%
· Delinquency, Unruly, other		27%	10%	20%
Placement Type				
· Licensed Foster Home		46%	30%	100%
· Approved Relative/Kinship Home		27%	0%	0%
· Group/Residential Care		0%	30%	0%
· Adoptive Placement		0%	40%	0%
· Independent Living Placement/Other		27%	0%	0%

2003	Tracking Kids in Care	2005
4	Total # of children reunified with parents or legal guardian	9
3	Total awards of legal custody to relatives	3
12	Total # of adoptions finalized	2
5	Total # of children waiting to be adopted	6
1	Total # of youth who aged out of care	0
5	Total # of children placed out of county	2
219	Median # of days for adoption finalization from permanent custody	420
559	Median # of days in out-of-home care	279
5,720	Total # of placement days	8,335

Staffing & Safety	
PCSAO's recommended caseload size is compared to the county average for January 2006 below.	
New Investigations	
PCSAO	12
Shelby	12
Ongoing Cases	
PCSAO	13
Shelby	17
Worker Safety Incidents Reported: 0	
Definition: Any type of verbal or physical harm endured by case-workers related to their job.	

PUBLIC EXPENDITURES



2005 Expenditures

Total:	\$1,016,908	100%
Federal	\$370,934	37%
State	\$279,443	27%
Local ¹	\$366,531	36%

¹ Of Ohio's 88 counties, this county was not among the 43 that maintained a children services levy in 2005.

2005 Title IV-E Adoption Assistance and State Adoption Maintenance Subsidies

Monthly subsidies are provided to families that adopt special needs children to aid in the ongoing care of those children. Currently, Ohio's base subsidy is only \$8.22 per day or \$250 per month.

TOTAL: \$279,216



14% Local • 29% State • 57% Federal

2005 Purchase of Services

Out-of-home care was purchased from private sources for 65% of all the children in custody. Of those children, 23% were in temporary custody, 59% were in permanent custody and 18% were in a planned permanent living arrangement.