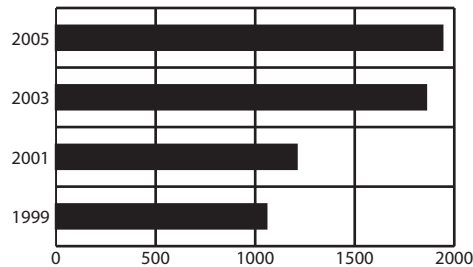


RICHLAND COUNTY

Population	127,949
<i>Caucasian 88% · African American 9% · Hispanic 1% · Other 2%</i>	
Population under age 18	29,962 · 23%
Households with two parents	31%
Grandparents raising grandchildren	1,059
Annual unemployment rate	2000 · 5.1% 2005 · 6.7%
Per capita income	\$26,690
High school graduation rate	90%

Local Trends on Abuse and Neglect

In 2005, new reports of child abuse and neglect totaled 1,939. Ohio law requires children services to begin investigations on new reports within 24 hours. A comprehensive assessment of safety and risk also is required.



The unduplicated number of new reports in 2005 and the percentage of total reports it represents fall within the following five categories:

Physical abuse	223	12%
Neglect	708	36%
Sexual abuse	333	17%
Emotional maltreatment	266	14%
Dependency, Other	409	21%
Total	1,939	100%

SUPPORTS TO SELF SUFFICIENCY

Below are comparisons of supports in January 2006 to those in January 2000.

Ohio Works First/TANF

Jan. 2006	1,412	Recipients who received cash assistance DECREASED 28% . 78% of the recipients are children. A typical family of 3 received \$378 per month in 2006.
Jan. 2000	1,954	

Child Only Ohio Works First/TANF

Jan. 2006	600	Children living with relative caregivers and receiving "Child Only" TANF INCREASED 12% . Statewide, a sibling group averages 1.5 children. Caregivers receive \$245 per month for the first child, plus \$91/sibling.
Jan. 2000	535	

Ohio Direction Card (formerly food stamps)

Jan. 2006	11,330	The number of county residents who received nutritional assistance INCREASED 80% . Average card value statewide was \$98 per month in 2006.
Jan. 2000	6,297	

Subsidized Child Care

Jan. 2006	905	The number of children whose families received subsidized child care INCREASED 2% .
Jan. 2000	884	

Child Support & Paternity Establishment

FFY 2005	\$24.9 m	Child Support collections INCREASED 3% . The number of paternities established for non-marital births INCREASED 11% .
FFY 2003	\$24.1 m	

CONDITIONS

AFFECTING ABUSE AND NEGLECT

The conditions identified below do not predispose parents to abuse or neglect their children. However, many families in the child protection system struggle with one or more of the following:

Poverty and Employment

In 2006, a family of 3 was considered at or below 100% of poverty with an annual household income of **\$16,600**. A full-time job must pay at least \$7.98/hr to reach this level, 16% higher than the new minimum wage (\$6.85/hr).

Countywide, **POVERTY INCREASED** to 15.6% in 2004 compared to the Census 2000 rate of 10.6%. The child poverty rate increased to 25.9%, from 15.3% in the same period, leaving 7,780 county children living in poverty.

Countywide, 3,805 jobs were **LOST** between 2000 and 2005, creating a 6.2% **DECREASE IN EMPLOYMENT**.

Affordable Housing



Teen Births

198 Richland County teens, age 15-19, gave birth in 2003, making the county's teen birth rate 65.6 per one thousand teens. This compares to Ohio's teen birth rate of 53.4.

SUPPORTING HEALTHY CHILDREN

Healthy Start/Medicaid · Countywide, **11,224** children were served by Healthy Start/Medicaid in February 2006.

Help Me Grow · Countywide, **738** children (0-3 years) received Help Me Grow services in 2005. **488** Newborn Home Visits were provided to families in 2005.

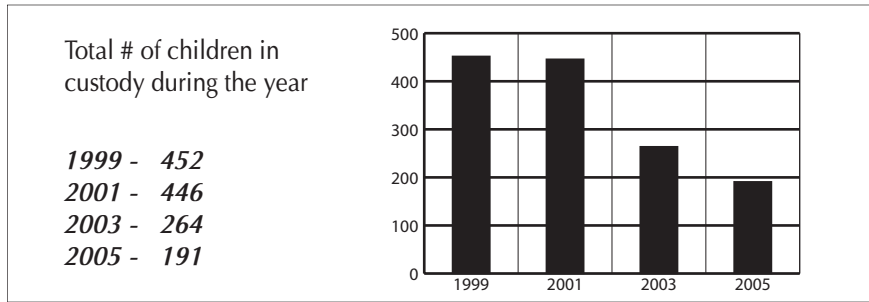
Early Childhood Education · By age four, **85%** of a child's core brain structure is fully developed. However, in Ohio, only **1.37%** of public state investments in education and development is invested in preschool children.

Health Care · An estimated **60,000** children ages birth to five do not have health insurance in Ohio.

Access to Better Care/Mental Health · Approximately **85%** of children in foster care experience mental health challenges.

Children and families that received FAST\$05 community based services, including the involvement of a parent advocate, experienced fewer out of home placements, a reduction in family stressors, and greater satisfaction than other families receiving mental health services.

RICHLAND COUNTY PROFILES OF CHILDREN IN CUSTODY

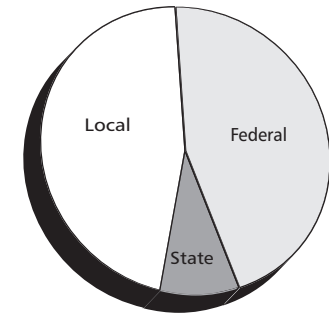


Child & Custody Profiles		Temporary Custody	Permanent Custody	Planned Permanent Living Arrangement
Children in Custody on 1/1/06:	83	52	20	11
Age	0-5	44%	40%	0%
	6-11	23%	5%	0%
	12+	33%	55%	100%
Race	White	77%	75%	73%
	Af/Am	23%	25%	27%
	Other	0%	0%	0%
Total Years in Custody	0-2	100%	60%	28%
	2-4	0%	20%	36%
	4+	0%	20%	36%
Court Rationale for Placement				
Placement Type				

2003	Tracking Kids in Care	2005
77	Total # of children reunified with parents or legal guardian	63
22	Total awards of legal custody to relatives	28
38	Total # of adoptions finalized	18
13	Total # of children waiting to be adopted	18
3	Total # of youth who aged out of care	9
11	Total # of children placed out of county	7
200	Median # of days for adoption finalization from permanent custody	75
355	Median # of days in out-of-home care	183
48,184	Total # of placement days	34,120

Staffing & Safety	
PCSAO's recommended caseload size is compared to the county average for January 2006 below.	
New Investigations	
PCSAO	12
Richland	9
Ongoing Cases	
PCSAO	13
Richland	14
Worker Safety Incidents Reported: 29	
Definition: Any type of verbal or physical harm endured by case-workers related to their job.	

PUBLIC EXPENDITURES



2005 Expenditures

Total:	\$7,668,187	100%
Federal	\$3,475,362	45%
State	\$688,874	9%
Local ¹	\$3,503,951	46%

¹ Of Ohio's 88 counties, this county was among the 43 that maintained a children services levy in 2005.

2005 Title IV-E Adoption Assistance and State Adoption Maintenance Subsidies

Monthly subsidies are provided to families that adopt special needs children to aid in the ongoing care of those children. Currently, Ohio's base subsidy is only \$8.22 per day or \$250 per month.

TOTAL: \$1,331,050

13% Local • 32% State • 55% Federal

2005 Purchase of Services

Out-of-home care was purchased from private sources for 1% of all the children in custody. Of those children, 0% were in temporary custody, 100% were in permanent custody and 0% were in a planned permanent living arrangement.



Of Ohio's 88 children services agencies, Richland is one of 17 agencies accredited by the Council on Accreditation.