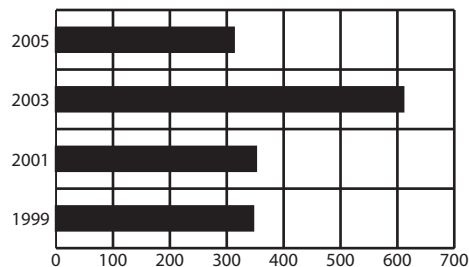


MEDINA COUNTY

Population	167,010
<i>Caucasian 96% · African American 1% · Hispanic 1% · Other 2%</i>	
Population under age 18	41,154 · 25%
Households with two parents	38%
Grandparents raising grandchildren	624
Annual unemployment rate	2000 · 3.2% 2005 · 4.9%
Per capita income	\$32,777
High school graduation rate	96%

Local Trends on Abuse and Neglect

In 2005, new reports of child abuse and neglect totaled 312. Ohio law requires children services to begin investigations on new reports within 24 hours. A comprehensive assessment of safety and risk also is required.



The unduplicated number of new reports in 2005 and the percentage of total reports it represents fall within the following five categories:

Physical abuse	89	28%
Neglect	133	43%
Sexual abuse	80	26%
Emotional maltreatment	2	1%
Dependency, Other	8	2%
Total	312	100%

SUPPORTS TO SELF SUFFICIENCY

Below are comparisons of supports in January 2006 to those in January 2000.

Ohio Works First/TANF

Jan. 2006	Recipients who received cash assistance 564
Jan. 2000	DECREASED 22%. 72% of the recipients are children. A typical family of 3 received \$378 per month in 2006.
Jan. 2000	721

Child Only Ohio Works First/TANF

Jan. 2006	Children living with relative caregivers and receiving "Child Only" TANF INCREASED 39%. Statewide, a sibling group averages 1.5 children. Caregivers receive \$245 per month for the first child, plus \$91/sibling.
Jan. 2000	194
Jan. 2000	140

Ohio Direction Card (formerly food stamps)

Jan. 2006	The number of county residents who received nutritional assistance INCREASED 137%. Average card value statewide was \$98 per month in 2006.
Jan. 2000	4,897
Jan. 2000	2,065

Subsidized Child Care

Jan. 2006	The number of children whose families received subsidized child care INCREASED 57,600%.
Jan. 2000	576
Jan. 2000	0

Child Support & Paternity Establishment

FFY 2005	Child Support collections INCREASED 8%. The number of paternitys established for non-marital births INCREASED 2%.
FFY 2003	\$29.2 m
FFY 2003	\$27.1 m

SUPPORTING HEALTHY CHILDREN

Healthy Start/Medicaid · Countywide, **6,744** children were served by Healthy Start/Medicaid in February 2006.

Help Me Grow · Countywide, **441** children (0-3 years) received Help Me Grow services in 2005. **297** Newborn Home Visits were provided to families in 2005.

Early Childhood Education · By age four, **85%** of a child's core brain structure is fully developed. However, in Ohio, only **1.37%** of public state investments in education and development is invested in preschool children.

CONDITIONS AFFECTING ABUSE AND NEGLECT

The conditions identified below do not predispose parents to abuse or neglect their children. However, many families in the child protection system struggle with one or more of the following:

Poverty and Employment

In 2006, a family of 3 was considered at or below 100% of poverty with an annual household income of **\$16,600**. A full-time job must pay at least \$7.98/hr to reach this level, 16% higher than the new minimum wage (\$6.85/hr).

Countywide, **POVERTY INCREASED** to 8.8% in 2004 compared to the Census 2000 rate of 4.6%. The child poverty rate increased to 10.5%, from 5.9% in the same period, leaving 4,445 county children living in poverty.

Countywide, 5,711 jobs were **GAINED** between 2000 and 2005, creating a 10.6% **INCREASE IN EMPLOYMENT**.

Affordable Housing



Teen Births

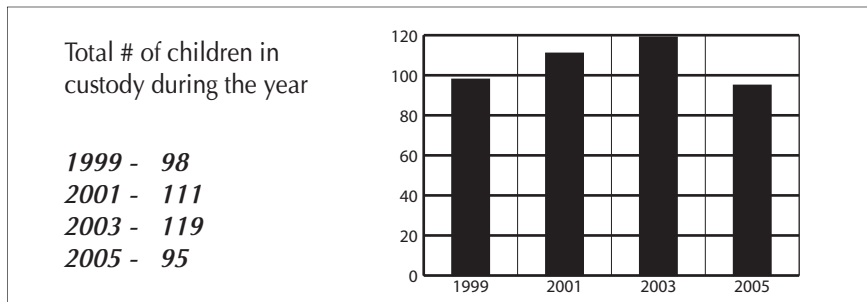
80 Medina County teens, age 15-19, gave birth in 2003, making the county's teen birth rate 19.3 per one thousand teens. This compares to Ohio's teen birth rate of 53.4.

Health Care · An estimated **60,000** children ages birth to five do not have health insurance in Ohio.

Access to Better Care/Mental Health · Approximately **85%** of children in foster care experience mental health challenges.

Children and families that received FAST\$05 community based services, including the involvement of a parent advocate, experienced fewer out of home placements, a reduction in family stressors, and greater satisfaction than other families receiving mental health services.

MEDINA COUNTY PROFILES OF CHILDREN IN CUSTODY

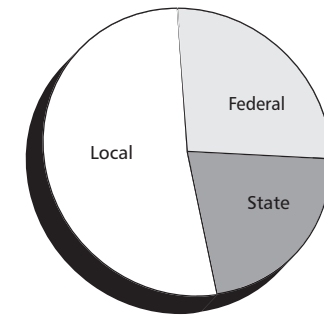


Child & Custody Profiles		Temporary Custody	Permanent Custody	Planned Permanent Living Arrangement	
Children in Custody on 1/1/06:		66	43	15	8
Age	0-5	42%	40%	0%	
	6-11	12%	20%	12%	
	12+	46%	40%	88%	
Race	White	86%	87%	87%	
	Af/Am	12%	13%	13%	
	Other	2%	0%	0%	
Total Years in Custody	0-2	88%	74%	62%	
	2-4	5%	13%	13%	
	4+	7%	13%	25%	
Court Rationale for Placement					
· Neglect		30%	53%	50%	
· Dependency		21%	20%	12%	
· Physical abuse		14%	7%	0%	
· Sexual abuse		21%	0%	38%	
· Delinquency, Unruly, other		14%	20%	0%	
Placement Type					
· Licensed Foster Home		51%	60%	62%	
· Approved Relative/Kinship Home		26%	13%	13%	
· Group/Residential Care		16%	7%	25%	
· Adoptive Placement		0%	20%	0%	
· Independent Living Placement/Other		7%	0%	0%	

2003	Tracking Kids in Care	2005
28	Total # of children reunified with parents or legal guardian	23
7	Total awards of legal custody to relatives	3
12	Total # of adoptions finalized	0
5	Total # of children waiting to be adopted	12
7	Total # of youth who aged out of care	4
13	Total # of children placed out of county	26
350	Median # of days for adoption finalization from permanent custody	N/A
169	Median # of days in out-of-home care	198
18,024	Total # of placement days	20,022

Staffing & Safety	
PCSAO's recommended caseload size is compared to the county average for January 2006 below.	
New Investigations	
PCSAO	12
Medina	3
Ongoing Cases	
PCSAO	13
Medina	12
Worker Safety Incidents Reported: 2	
Definition: Any type of verbal or physical harm endured by case-workers related to their job.	

PUBLIC EXPENDITURES



2005 Expenditures

Total:	\$2,278,566	100%
Federal	\$592,618	26%
State	\$499,490	22%
Local ¹	\$1,186,458	52%

¹ Of Ohio's 88 counties, this county was not among the 43 that maintained a children services levy in 2005.

2005 Title IV-E Adoption Assistance and State Adoption Maintenance Subsidies

Monthly subsidies are provided to families that adopt special needs children to aid in the ongoing care of those children. Currently, Ohio's base subsidy is only \$8.22 per day or \$250 per month.

TOTAL: \$429,608



16% Local • 25% State • 59% Federal

2005 Purchase of Services

Out-of-home care was purchased from private sources for 26% of all the children in custody. Of those children, 70% were in temporary custody, 12% were in permanent custody and 18% were in a planned permanent living arrangement.