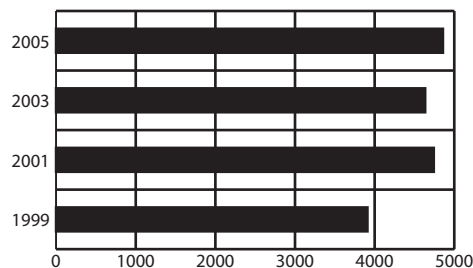


LUCAS COUNTY

Population	448,229
<i>Caucasian 75% · African American 17% · Hispanic 5% · Other 3%</i>	
Population under age 18	113,717 · 25%
Households with two parents	31%
Grandparents raising grandchildren	3,723
Annual unemployment rate	2000 · 4.5% 2005 · 6.9%
Per capita income	\$30,841
High school graduation rate	75%

Local Trends on Abuse and Neglect

In 2005, new reports of child abuse and neglect totaled 4,857. Ohio law requires children services to begin investigations on new reports within 24 hours. A comprehensive assessment of safety and risk also is required.



The unduplicated number of new reports in 2005 and the percentage of total reports it represents fall within the following five categories:

Physical abuse	1,256	26%
Neglect	1,874	39%
Sexual abuse	778	16%
Emotional maltreatment	949	19%
Dependency, Other	0	0%
Total	4,857	100%

SUPPORTS TO SELF SUFFICIENCY

Below are comparisons of supports in January 2006 to those in January 2000.

Ohio Works First/TANF

Jan. 2006	Recipients who received cash assistance DECREASED 15%. 71% of the recipients are children. A typical family of 3 received \$378 per month in 2006.
16,883	
Jan. 2000	
19,819	

Child Only Ohio Works First/TANF

Jan. 2006	Children living with relative caregivers and receiving "Child Only" TANF INCREASED 9%. Statewide, a sibling group averages 1.5 children. Caregivers receive \$245 per month for the first child, plus \$91/sibling.
4,247	
Jan. 2000	
3,891	

Ohio Direction Card (formerly food stamps)

Jan. 2006	The number of county residents who received nutritional assistance INCREASED 62%. Average card value statewide was \$98 per month in 2006.
61,025	
Jan. 2000	
37,602	

Subsidized Child Care

Jan. 2006	The number of children whose families received subsidized child care INCREASED 51%.
4,191	
Jan. 2000	
2,775	

Child Support & Paternity Establishment

FFY 2005	Child Support collections INCREASED 0.3%. The number of paternities established for non-marital births INCREASED 4%.
\$96.8 m	
FFY 2003	
\$96.5 m	

CONDITIONS

AFFECTING ABUSE AND NEGLECT

The conditions identified below do not predispose parents to abuse or neglect their children. However, many families in the child protection system struggle with one or more of the following:

Poverty and Employment

In 2006, a family of 3 was considered at or below 100% of poverty with an annual household income of **\$16,600.** A full-time job must pay at least \$7.98/hr to reach this level, 16% higher than the new minimum wage (\$6.85/hr).

Countywide, **POVERTY INCREASED** to 20.8% in 2004 compared to the Census 2000 rate of 13.9%. The child poverty rate increased to 26.7%, from 19.7% in the same period, leaving 30,057 county children living in poverty.

Countywide, 14,116 jobs were **LOST** between 2000 and 2005, creating a 5.9% **DECREASE IN EMPLOYMENT.**

Affordable Housing



Teen Births

806 Lucas County teens, age 15-19, gave birth in 2003, making the county's teen birth rate 67.4 per one thousand teens. This compares to Ohio's teen birth rate of 53.4.

SUPPORTING HEALTHY CHILDREN

Healthy Start/Medicaid · Countywide, **50,466** children were served by Healthy Start/Medicaid in February 2006.

Help Me Grow · Countywide, **2,800** children (0-3 years) received Help Me Grow services in 2005. **1,406** Newborn Home Visits were provided to families in 2005.

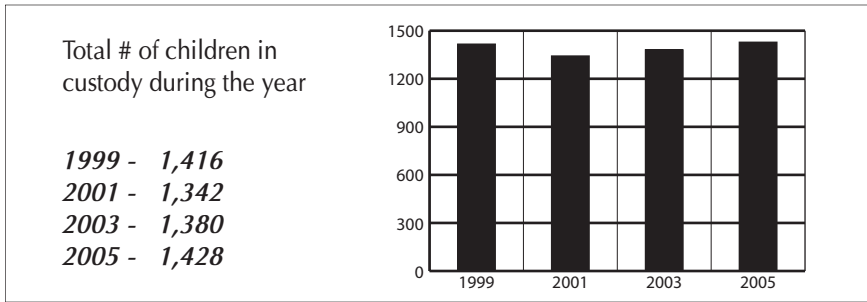
Early Childhood Education · By age four, **85%** of a child's core brain structure is fully developed. However, in Ohio, only **1.37%** of public state investments in education and development is invested in preschool children.

Health Care · An estimated **60,000** children ages birth to five do not have health insurance in Ohio.

Access to Better Care/Mental Health · Approximately **85%** of children in foster care experience mental health challenges.

Children and families that received FAST\$05 community based services, including the involvement of a parent advocate, experienced fewer out of home placements, a reduction in family stressors, and greater satisfaction than other families receiving mental health services.

LUCAS COUNTY PROFILES OF CHILDREN IN CUSTODY

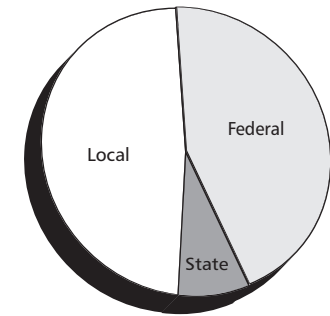


Child & Custody Profiles		Temporary Custody	Permanent Custody	Planned Permanent Living Arrangement
Children in Custody on 1/1/06:	889	610	224	55
Age	0-5	58%	41%	0%
	6-11	22%	24%	2%
	12+	20%	35%	98%
Race	White	52%	45%	45%
	Af/Am	48%	53%	55%
	Other	0%	2%	0%
Total Years in Custody	0-2	97%	41%	40%
	2-4	3%	36%	36%
	4+	0%	23%	24%
Court Rationale for Placement				
	· Neglect	57%	55%	40%
	· Dependency	10%	13%	27%
	· Physical abuse	8%	9%	5%
	· Sexual abuse	2%	0%	5%
	· Delinquency, Unruly, other	23%	23%	23%
Placement Type				
	· Licensed Foster Home	66%	67%	73%
	· Approved Relative/Kinship Home	29%	17%	5%
	· Group/Residential Care	3%	4%	15%
	· Adoptive Placement	0%	9%	0%
	· Independent Living Placement/Other	2%	3%	7%

2003	Tracking Kids in Care	2005
201	Total # of children reunified with parents or legal guardian	142
233	Total awards of legal custody to relatives	218
133	Total # of adoptions finalized	156
197	Total # of children waiting to be adopted	191
37	Total # of youth who aged out of care	34
109	Total # of children placed out of county	145
299	Median # of days for adoption finalization from permanent custody	409
279	Median # of days in out-of-home care	339
294,993	Total # of placement days	315,087

Staffing & Safety	
PCSAO's recommended caseload size is compared to the county average for January 2006 below.	
New Investigations	
PCSAO	12
Lucas	11
Ongoing Cases	
PCSAO	13
Lucas	16
Worker Safety Incidents Reported:	38
Definition: Any type of verbal or physical harm endured by case-workers related to their job.	

PUBLIC EXPENDITURES



2005 Expenditures

Total:	\$41,362,696	100%
Federal	\$18,076,223	44%
State	\$3,239,198	8%
Local ¹	\$20,047,275	48%

¹ Of Ohio's 88 counties, this county was among the 43 that maintained a children services levy in 2005.

2005 Title IV-E Adoption Assistance and State Adoption Maintenance Subsidies

Monthly subsidies are provided to families that adopt special needs children to aid in the ongoing care of those children. Currently, Ohio's base subsidy is only \$8.22 per day or \$250 per month.

TOTAL: \$8,996,086



16% Local • 28% State • 56% Federal

2005 Purchase of Services

Out-of-home care was purchased from private sources for 16% of all the children in custody. Of those children, 47% were in temporary custody, 40% were in permanent custody and 13% were in a planned permanent living arrangement.



Of Ohio's 88 children services agencies, Lucas is one of 17 agencies accredited by the Council on Accreditation.