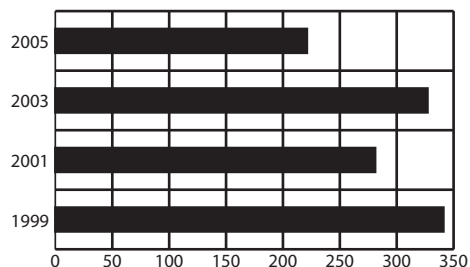


LOGAN COUNTY

Population	46,580
<i>Caucasian 96% · African American 1% · Hispanic 1% · Other 2%</i>	
Population under age 18	11,637 · 25%
Households with two parents	33%
Grandparents raising grandchildren	25%
Annual unemployment rate	2000 · 3.6% 2005 · 5.3%
Per capita income	\$27,994
High school graduation rate	91%

Local Trends on Abuse and Neglect

In 2005, new reports of child abuse and neglect totaled 221. Ohio law requires children services to begin investigations on new reports within 24 hours. A comprehensive assessment of safety and risk also is required.



The unduplicated number of new reports in 2005 and the percentage of total reports it represents fall within the following five categories:

Physical abuse	55	25%
Neglect	75	35%
Sexual abuse	43	19%
Emotional maltreatment	23	10%
Dependency, Other	25	11%
Total	221	100%

SUPPORTS TO SELF SUFFICIENCY

Below are comparisons of supports in January 2006 to those in January 2000.

Ohio Works First/TANF

Jan. 2006	Recipients who received cash assistance INCREASED 18% . 74% of the recipients are children. A typical family of 3 received \$378 per month in 2006.
466	
Jan. 2000	
395	

Child Only Ohio Works First/TANF

Jan. 2006	Children living with relative caregivers and receiving "Child Only" TANF INCREASED 74% . Statewide, a sibling group averages 1.5 children. Caregivers receive \$245 per month for the first child, plus \$91/sibling.
164	
Jan. 2000	
94	

Ohio Direction Card (formerly food stamps)

Jan. 2006	The number of county residents who received nutritional assistance INCREASED 108% . Average card value statewide was \$98 per month in 2006.
3,369	
Jan. 2000	
1,623	

Subsidized Child Care

Jan. 2006	The number of children whose families received subsidized child care INCREASED 5% .
89	
Jan. 2000	
85	

Child Support & Paternity Establishment

FFY 2005	Child Support collections INCREASED 5% . The number of paternities established for non-marital births INCREASED 10% .
\$9.1 m	
FFY 2003	
\$8.6 m	

CONDITIONS

AFFECTING ABUSE AND NEGLECT

The conditions identified below do not predispose parents to abuse or neglect their children. However, many families in the child protection system struggle with one or more of the following:

Poverty and Employment

In 2006, a family of 3 was considered at or below 100% of poverty with an annual household income of **\$16,600**. A full-time job must pay at least \$7.98/hr to reach this level, 16% higher than the new minimum wage (\$6.85/hr).

Countywide, **POVERTY INCREASED** to 12.7% in 2004 compared to the Census 2000 rate of 9.3%. The child poverty rate increased to 15.3%, from 11.8% in the same period, leaving 1,827 county children living in poverty.

Countywide, 1,133 jobs were **LOST** between 2000 and 2005, creating a 5.3% **DECREASE IN EMPLOYMENT**.

Affordable Housing



Teen Births

71 Logan County teens, age 15-19, gave birth in 2003, making the county's teen birth rate 53.5 per one thousand teens. This compares to Ohio's teen birth rate of 53.4.

SUPPORTING HEALTHY CHILDREN

Healthy Start/Medicaid · Countywide, **3,483** children were served by Healthy Start/Medicaid in February 2006.

Help Me Grow · Countywide, **267** children (0-3 years) received Help Me Grow services in 2005. **199** Newborn Home Visits were provided to families in 2005.

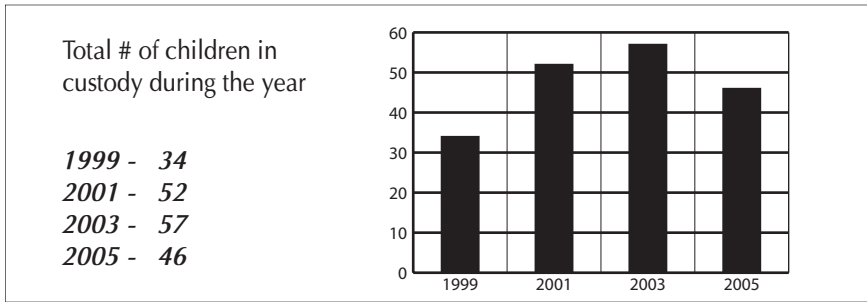
Early Childhood Education · By age four, **85%** of a child's core brain structure is fully developed. However, in Ohio, only **1.37%** of public state investments in education and development is invested in preschool children.

Health Care · An estimated **60,000** children ages birth to five do not have health insurance in Ohio.

Access to Better Care/Mental Health · Approximately **85%** of children in foster care experience mental health challenges.

Children and families that received FAST\$05 community based services, including the involvement of a parent advocate, experienced fewer out of home placements, a reduction in family stressors, and greater satisfaction than other families receiving mental health services.

LOGAN COUNTY PROFILES OF CHILDREN IN CUSTODY

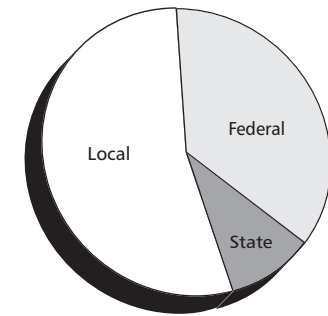


Child & Custody Profiles		Temporary Custody	Permanent Custody	Planned Permanent Living Arrangement
Children in Custody on 1/1/06:	23	14	5	4
Age	0-5	43%	40%	0%
	6-11	7%	20%	0%
	12+	50%	40%	100%
Race	White	100%	100%	50%
	Af/Am	0%	0%	0%
	Other	0%	0%	50%
Total Years in Custody	0-2	100%	80%	0%
	2-4	0%	0%	75%
	4+	0%	20%	25%
Court Rationale for Placement				
	· Neglect	0%	0%	0%
	· Dependency	71%	80%	100%
	· Physical abuse	8%	0%	0%
	· Sexual abuse	0%	20%	0%
	· Delinquency, Unruly, other	21%	0%	0%
Placement Type				
	· Licensed Foster Home	72%	60%	75%
	· Approved Relative/Kinship Home	0%	0%	0%
	· Group/Residential Care	14%	0%	25%
	· Adoptive Placement	0%	40%	0%
	· Independent Living Placement/Other	14%	0%	0%

2003	Tracking Kids in Care	2005
8	Total # of children reunified with parents or legal guardian	4
11	Total awards of legal custody to relatives	5
6	Total # of adoptions finalized	7
7	Total # of children waiting to be adopted	3
0	Total # of youth who aged out of care	4
13	Total # of children placed out of county	5
321	Median # of days for adoption finalization from permanent custody	678
270	Median # of days in out-of-home care	348
12,975	Total # of placement days	7,956

Staffing & Safety	
PCSAO's recommended caseload size is compared to the county average for January 2006 below.	
New Investigations	
PCSAO	12
Logan	6
Ongoing Cases	
PCSAO	13
Logan	7
Worker Safety Incidents Reported: 0	
Definition: Any type of verbal or physical harm endured by case-workers related to their job.	

PUBLIC EXPENDITURES



2005 Expenditures

Total:	\$2,391,690	100%
Federal	\$863,548	36%
State	\$243,494	10%
Local ¹	\$1,284,648	54%

¹ Of Ohio's 88 counties, this county was among the 43 that maintained a children services levy in 2005.

2005 Title IV-E Adoption Assistance and State Adoption Maintenance Subsidies

Monthly subsidies are provided to families that adopt special needs children to aid in the ongoing care of those children. Currently, Ohio's base subsidy is only \$8.22 per day or \$250 per month.

TOTAL: \$232,391



17% Local • 24% State • 59% Federal

2005 Purchase of Services

Out-of-home care was purchased from private sources for 26% of all the children in custody. Of those children, 34% were in temporary custody, 33% were in permanent custody and 33% were in a planned permanent living arrangement.



Of Ohio's 88 children services agencies, 17 are accredited by the Council on Accreditation. Logan is one of an additional 9 counties in the process of accreditation.