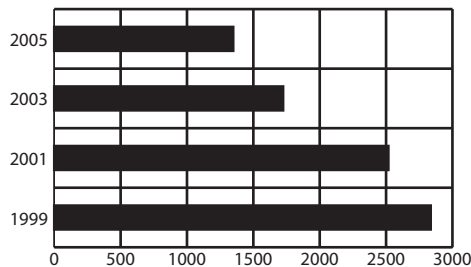


# LAKE COUNTY

Population	232,466
<i>Caucasian 94% · African American 2% · Hispanic 2% · Other 2%</i>	
Population under age 18	52,215 · 22%
Households with two parents	31%
Grandparents raising grandchildren	1,035
Annual unemployment rate	2000 · 3.3% 2005 · 5.3%
Per capita income	\$32,562
High school graduation rate	92%

## Local Trends on Abuse and Neglect

In 2005, new reports of child abuse and neglect totaled 1,348. Ohio law requires children services to begin investigations on new reports within 24 hours. A comprehensive assessment of safety and risk also is required.



The unduplicated number of new reports in 2005 and the percentage of total reports it represents fall within the following five categories:

Physical abuse	336	25%
Neglect	197	14%
Sexual abuse	106	8%
Emotional maltreatment	10	1%
Dependency, Other	699	52%
<b>Total</b>	<b>1,348</b>	<b>100%</b>

## SUPPORTS TO SELF SUFFICIENCY

Below are comparisons of supports in January 2006 to those in January 2000.

### Ohio Works First/TANF

Jan. 2006	1,440	Recipients who received cash assistance <b>DECREASED 0.3%</b> . 75% of the recipients are children. A typical family of 3 received \$378 per month in 2006.
Jan. 2000	1,445	

### Child Only Ohio Works First/TANF

Jan. 2006	492	Children living with relative caregivers and receiving "Child Only" TANF <b>INCREASED 58%</b> . Statewide, a sibling group averages 1.5 children. Caregivers receive \$245 per month for the first child, plus \$91/sibling.
Jan. 2000	312	

### Ohio Direction Card (formerly food stamps)

Jan. 2006	11,045	The number of county residents who received nutritional assistance <b>INCREASED 128%</b> . Average card value statewide was \$98 per month in 2006.
Jan. 2000	4,835	

### Subsidized Child Care

Jan. 2006	867	The number of children whose families received subsidized child care <b>INCREASED 2%</b> .
Jan. 2000	847	

### Child Support & Paternity Establishment

FFY 2005	\$33.8 m	Child Support collections <b>INCREASED 9%</b> . The number of paternities established for non-marital births <b>INCREASED 12%</b> .
FFY 2003	\$31.0 m	

## CONDITIONS

### AFFECTING ABUSE AND NEGLECT

The conditions identified below do not predispose parents to abuse or neglect their children. However, many families in the child protection system struggle with one or more of the following:

### Poverty and Employment

In 2006, a family of 3 was considered at or below 100% of poverty with an annual household income of **\$16,600**. A full-time job must pay at least \$7.98/hr to reach this level, 16% higher than the new minimum wage (\$6.85/hr).

Countywide, **POVERTY INCREASED** to 8.6% in 2004 compared to the Census 2000 rate of 5.1%. The child poverty rate increased to 11.1%, from 6.5% in the same period, leaving 5,803 county children living in poverty.

Countywide, 3,837 jobs were **LOST** between 2000 and 2005, creating a 3.7% **DECREASE IN EMPLOYMENT**.

### Affordable Housing



### Teen Births

**178** Lake County teens, age 15-19, gave birth in 2003, making the county's teen birth rate 31.6 per one thousand teens. This compares to Ohio's teen birth rate of 53.4.

## SUPPORTING HEALTHY CHILDREN

**Healthy Start/Medicaid** · Countywide, **11,248** children were served by Healthy Start/Medicaid in February 2006.

**Help Me Grow** · Countywide, **458** children (0-3 years) received Help Me Grow services in 2005. **414** Newborn Home Visits were provided to families in 2005.

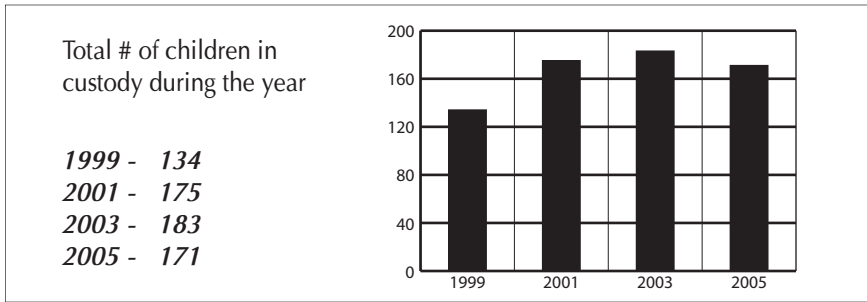
**Early Childhood Education** · By age four, **85%** of a child's core brain structure is fully developed. However, in Ohio, only **1.37%** of public state investments in education and development is invested in preschool children.

**Health Care** · An estimated **60,000** children ages birth to five do not have health insurance in Ohio.

**Access to Better Care/Mental Health** · Approximately **85%** of children in foster care experience mental health challenges.

Children and families that received FAST\$05 community based services, including the involvement of a parent advocate, experienced fewer out of home placements, a reduction in family stressors, and greater satisfaction than other families receiving mental health services.

# LAKE COUNTY PROFILES OF CHILDREN IN CUSTODY

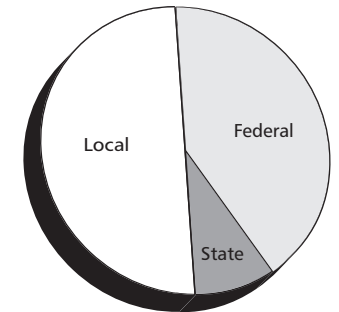


Child & Custody Profiles		Temporary Custody	Permanent Custody	Planned Permanent Living Arrangement	
Children in Custody on 1/1/06:		<b>94</b>	65	20	9
Age	0-5	32%	30%	0%	
	6-11	19%	25%	0%	
	12+	49%	45%	100%	
Race	White	89%	85%	89%	
	Af/Am	9%	15%	11%	
	Other	2%	0%	0%	
Total Years in Custody	0-2	98%	20%	22%	
	2-4	2%	55%	45%	
	4+	0%	25%	33%	
<b>Court Rationale for Placement</b>					
· Neglect		20%	10%	23%	
· Dependency		28%	70%	33%	
· Physical abuse		6%	10%	0%	
· Sexual abuse		0%	0%	11%	
· Delinquency, Unruly, other		46%	10%	33%	
<b>Placement Type</b>					
· Licensed Foster Home		49%	50%	11%	
· Approved Relative/Kinship Home		11%	0%	0%	
· Group/Residential Care		40%	40%	89%	
· Adoptive Placement		0%	10%	0%	
· Independent Living Placement/Other		0%	0%	0%	

2003	Tracking Kids in Care	2005
59	Total # of children reunified with parents or legal guardian	52
12	Total awards of legal custody to relatives	9
6	Total # of adoptions finalized	9
10	Total # of children waiting to be adopted	14
14	Total # of youth who aged out of care	9
29	Total # of children placed out of county	41
175	Median # of days for adoption finalization from permanent custody	451
180	Median # of days in out-of-home care	210
33,697	Total # of placement days	36,141

Staffing & Safety	
PCSAO's recommended caseload size is compared to the county average for January 2006 below.	
<b>New Investigations</b>	
PCSAO	12
Lake	11
<b>Ongoing Cases</b>	
PCSAO	13
Lake	17
Worker Safety Incidents Reported: 1	
Definition: Any type of verbal or physical harm endured by case-workers related to their job.	

# PUBLIC EXPENDITURES



**2005 Expenditures**

Total:	\$8,885,816	100%
Federal	\$3,610,768	41%
State	\$856,038	9%
Local <sup>1</sup>	\$4,419,010	50%

<sup>1</sup> Of Ohio's 88 counties, this county was among the 43 that maintained a children services levy in 2005.

**2005 Title IV-E Adoption Assistance and State Adoption Maintenance Subsidies**

Monthly subsidies are provided to families that adopt special needs children to aid in the ongoing care of those children. Currently, Ohio's base subsidy is only \$8.22 per day or \$250 per month.

**TOTAL: \$554,874**

4% Local • 43% State • 53% Federal

**2005 Purchase of Services**

Out-of-home care was purchased from private sources for 41% of all the children in custody. Of those children, 54% were in temporary custody, 26% were in permanent custody and 20% were in a planned permanent living arrangement.