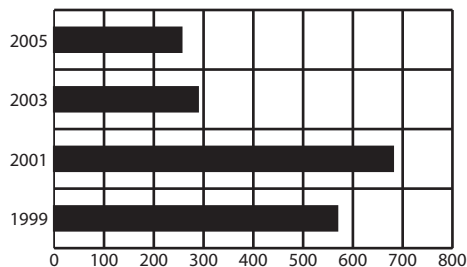


JEFFERSON COUNTY

Population	70,599
<i>Caucasian 92% · African American 6% · Hispanic 1% · Other 1%</i>	
Population under age 18	14,274 · 20%
Households with two parents	27%
Grandparents raising grandchildren	597
Annual unemployment rate	2000 · 5.7% 2005 · 7.5%
Per capita income	\$25,418
High school graduation rate	91%

Local Trends on Abuse and Neglect

In 2005, new reports of child abuse and neglect totaled 255. Ohio law requires children services to begin investigations on new reports within 24 hours. A comprehensive assessment of safety and risk also is required.



The unduplicated number of new reports in 2005 and the percentage of total reports it represents fall within the following five categories:

Physical abuse	61	24%
Neglect	60	24%
Sexual abuse	31	12%
Emotional maltreatment	7	3%
Dependency, Other	96	37%
Total	255	100%

SUPPORTS TO SELF SUFFICIENCY

Below are comparisons of supports in January 2006 to those in January 2000.

Ohio Works First/TANF

Jan. 2006	Recipients who received cash assistance 2,056	DECREASED 18%. 68% of the recipients are children. A typical family of 3 received \$378 per month in 2006.
Jan. 2000	2,500	

Child Only Ohio Works First/TANF

Jan. 2006	Children living with relative caregivers and receiving "Child Only" TANF 497	INCREASED 22%. Statewide, a sibling group averages 1.5 children. Caregivers receive \$245 per month for the first child, plus \$91/sibling.
Jan. 2000	409	

Ohio Direction Card (formerly food stamps)

Jan. 2006	The number of county residents who received nutritional assistance 9,137	INCREASED 38%. Average card value statewide was \$98 per month in 2006.
Jan. 2000	6,638	

Subsidized Child Care

Jan. 2006	The number of children whose families received subsidized child care 386	DECREASED 21%.
Jan. 2000	490	

Child Support & Paternity Establishment

FFY 2005	Child Support collections \$11.4 m	INCREASED 5%.
FFY 2003	The number of paternities established for non-marital births \$10.8 m	INCREASED 17%.

SUPPORTING HEALTHY CHILDREN

Healthy Start/Medicaid · Countywide, **6,861** children were served by Healthy Start/Medicaid in February 2006.

Help Me Grow · Countywide, **212** children (0-3 years) received Help Me Grow services in 2005. 57 Newborn Home Visits were provided to families in 2005.

Early Childhood Education · By age four, **85%** of a child's core brain structure is fully developed. However, in Ohio, only **1.37%** of public state investments in education and development is invested in preschool children.

CONDITIONS AFFECTING ABUSE AND NEGLECT

The conditions identified below do not predispose parents to abuse or neglect their children. However, many families in the child protection system struggle with one or more of the following:

Poverty and Employment

In 2006, a family of 3 was considered at or below 100% of poverty with an annual household income of **\$16,600**. A full-time job must pay at least \$7.98/hr to reach this level, 16% higher than the new minimum wage (\$6.85/hr).

Countywide, **POVERTY INCREASED** to 22.1% in 2004 compared to the Census 2000 rate of 15.1%. The child poverty rate increased to 24.7%, from 22.3% in the same period, leaving 3,598 county children living in poverty.

Countywide, 634 jobs were **LOST** between 2000 and 2005, creating a 2.5% **DECREASE IN EMPLOYMENT**.

Affordable Housing



Teen Births

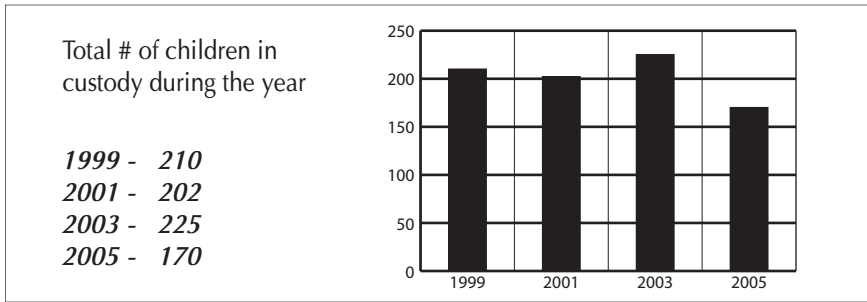
65 Jefferson County teens, age 15-19, gave birth in 2003, making the county's teen birth rate 38.5 per one thousand teens. This compares to Ohio's teen birth rate of 53.4.

Health Care · An estimated **60,000** children ages birth to five do not have health insurance in Ohio.

Access to Better Care/Mental Health · Approximately **85%** of children in foster care experience mental health challenges.

Children and families that received FAST\$05 community based services, including the involvement of a parent advocate, experienced fewer out of home placements, a reduction in family stressors, and greater satisfaction than other families receiving mental health services.

JEFFERSON COUNTY PROFILES OF CHILDREN IN CUSTODY

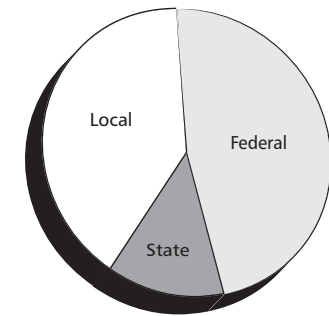


Child & Custody Profiles		Temporary Custody	Permanent Custody	Planned Permanent Living Arrangement
Children in Custody on 1/1/06:		92	57	4
Age	0-5	37%	16%	0%
	6-11	24%	32%	0%
	12+	39%	52%	100%
Race	White	60%	90%	100%
	Af/Am	40%	10%	0%
	Other	0%	0%	0%
Total Years in Custody	0-2	89%	13%	25%
	2-4	11%	35%	0%
	4+	0%	52%	75%
Court Rationale for Placement				
· Neglect		32%	42%	0%
· Dependency		33%	16%	100%
· Physical abuse		9%	26%	0%
· Sexual abuse		2%	0%	0%
· Delinquency, Unruly, other		24%	16%	0%
Placement Type				
· Licensed Foster Home		44%	58%	75%
· Approved Relative/Kinship Home		33%	23%	0%
· Group/Residential Care		21%	13%	25%
· Adoptive Placement		0%	6%	0%
· Independent Living Placement/Other		2%	0%	0%

2003	Tracking Kids in Care	2005
68	Total # of children reunified with parents or legal guardian	55
24	Total awards of legal custody to relatives	13
6	Total # of adoptions finalized	3
29	Total # of children waiting to be adopted	27
7	Total # of youth who aged out of care	5
26	Total # of children placed out of county	22
290	Median # of days for adoption finalization from permanent custody	573
153	Median # of days in out-of-home care	241
40,502	Total # of placement days	35,948

Staffing & Safety	
PCSAO's recommended caseload size is compared to the county average for January 2006 below.	
New Investigations	
PCSAO	12
Jefferson	6
Ongoing Cases	
PCSAO	13
Jefferson	27
Worker Safety Incidents Reported: 0	
Definition: Any type of verbal or physical harm endured by case-workers related to their job.	

PUBLIC EXPENDITURES



2005 Expenditures

Total:	\$4,245,924	100%
Federal	\$1,976,259	47%
State	\$552,949	13%
Local ¹	\$1,716,716	40%

¹ Of Ohio's 88 counties, this county was among the 43 that maintained a children services levy in 2005.

2005 Title IV-E Adoption Assistance and State Adoption Maintenance Subsidies

Monthly subsidies are provided to families that adopt special needs children to aid in the ongoing care of those children. Currently, Ohio's base subsidy is only \$8.22 per day or \$250 per month.

TOTAL: \$372,007



21% Local • 20% State • 59% Federal

2005 Purchase of Services

Out-of-home care was purchased from private sources for 23% of all the children in custody. Of those children, 62% were in temporary custody, 33% were in permanent custody and 5% were in a planned permanent living arrangement.