

# HARDIN COUNTY

Population 32,032

Caucasian 97% · African American 1% ·  
Hispanic 1% · Other 1%

Population under age 18 7,108 · 22%

Households with two parents 31%

Grandparents raising grandchildren 275

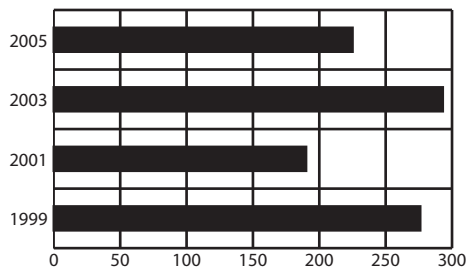
Annual unemployment rate 2000 · 4.1%  
2005 · 5.8%

Per capita income \$22,206

High school graduation rate 92%

## Local Trends on Abuse and Neglect

In 2005, new reports of child abuse and neglect totaled 225. Ohio law requires children services to begin investigations on new reports within 24 hours. A comprehensive assessment of safety and risk also is required.



The unduplicated number of new reports in 2005 and the percentage of total reports it represents fall within the following five categories:

Physical abuse	37	16%
Neglect	108	48%
Sexual abuse	61	27%
Emotional maltreatment	2	1%
Dependency, Other	17	8%
<b>Total</b>	<b>225</b>	<b>100%</b>

## SUPPORTS TO SELF SUFFICIENCY

Below are comparisons of supports in January 2006 to those in January 2000.

### Ohio Works First/TANF

Jan. 2006	85	Recipients who received cash assistance <b>DECREASED 25%.</b> 91% of the recipients are children. A typical family of 3 received \$378 per month in 2006.
Jan. 2000	113	

### Child Only Ohio Works First/TANF

Jan. 2006	69	Children living with relative caregivers and receiving "Child Only" TANF <b>INCREASED 30%.</b> Statewide, a sibling group averages 2 children. Caregivers receive \$245 per month for the first child, plus \$91/sibling.
Jan. 2000	53	

### Ohio Direction Card (formerly food stamps)

Jan. 2006	1,855	The number of county residents who received nutritional assistance <b>INCREASED 91%.</b> Average card value statewide was \$98 per month in 2006.
Jan. 2000	971	

### Subsidized Child Care

Jan. 2006	44	The number of children whose families received subsidized child care <b>DECREASED 44%.</b>
Jan. 2000	78	

### Child Support & Paternity Establishment

FFY 2005	\$5.8 m	Child Support collections <b>INCREASED 2%.</b>
FFY 2003	\$5.7 m	The number of paternitys established for non-marital births <b>INCREASED 13%.</b>

## SUPPORTING HEALTHY CHILDREN

**Healthy Start/Medicaid** · Countywide, 2,287 children were served by Healthy Start/Medicaid in February 2006.

**Help Me Grow** · Countywide, 121 children (0-3 years) received Help Me Grow services in 2005. 119 Newborn Home Visits were provided to families in 2005.

**Early Childhood Education** · By age four, 85% of a child's core brain structure is fully developed. However, in Ohio, only 1.37% of public state investments in education and development is invested in preschool children.

## CONDITIONS AFFECTING ABUSE AND NEGLECT

The conditions identified below do not predispose parents to abuse or neglect their children. However, many families in the child protection system struggle with one or more of the following:

### Poverty and Employment

In 2006, a family of 3 was considered at or below 100% of poverty with an annual household income of **\$16,600**. A full-time job must pay at least \$7.98/hr to reach this level, 16% higher than the new minimum wage (\$6.85/hr).

Countywide, **POVERTY INCREASED** to 15.0% in 2004 compared to the Census 2000 rate of 13.2%. The child poverty rate increased to 18.6%, from 15.2% in the same period, leaving 1,380 county children living in poverty.

Countywide, 144 jobs were **GAINED** between 2000 and 2005, creating a 1.6% **INCREASE IN EMPLOYMENT**.

### Affordable Housing



### Teen Births

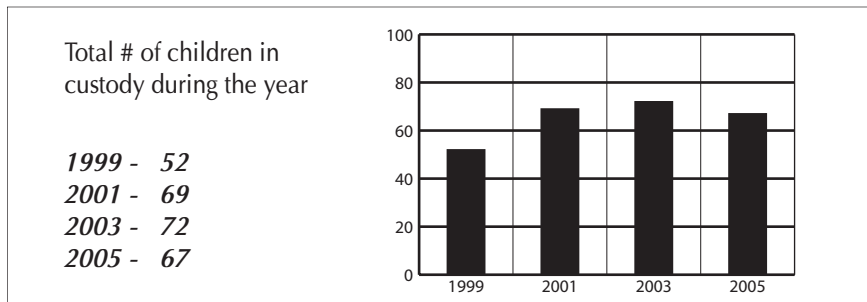
53 Hardin County teens, age 15-19, gave birth in 2003, making the county's teen birth rate 47.8 per one thousand teens. This compares to Ohio's teen birth rate of 53.4.

**Health Care** · An estimated 60,000 children ages birth to five do not have health insurance in Ohio.

**Access to Better Care/Mental Health** · Approximately 85% of children in foster care experience mental health challenges.

Children and families that received FAST\$05 community based services, including the involvement of a parent advocate, experienced fewer out of home placements, a reduction in family stressors, and greater satisfaction than other families receiving mental health services.

# HARDIN COUNTY PROFILES OF CHILDREN IN CUSTODY

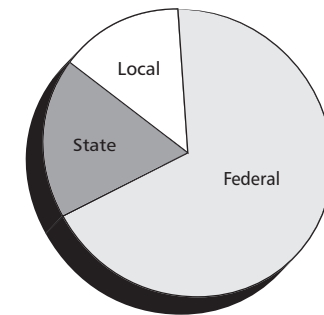


Child & Custody Profiles		Temporary Custody	Permanent Custody	Planned Permanent Living Arrangement	
Children in Custody on 1/1/06:		44	19	22	3
Age	0-5	37%	36%	0%	
	6-11	16%	36%	0%	
	12+	47%	28%	100%	
Race	White	84%	100%	100%	
	Af/Am	11%	0%	0%	
	Other	5%	0%	0%	
Total Years in Custody	0-2	63%	32%	67%	
	2-4	26%	50%	33%	
	4+	11%	18%	0%	
<b>Court Rationale for Placement</b>					
· Neglect		11%	27%	0%	
· Dependency		26%	41%	0%	
· Physical abuse		0%	0%	0%	
· Sexual abuse		0%	9%	0%	
· Delinquency, Unruly, other		63%	23%	100%	
<b>Placement Type</b>					
· Licensed Foster Home		58%	36%	67%	
· Approved Relative/Kinship Home		0%	13%	0%	
· Group/Residential Care		11%	5%	0%	
· Adoptive Placement		0%	41%	0%	
· Independent Living Placement/Other		31%	5%	33%	

2003	Tracking Kids in Care	2005
4	Total # of children reunified with parents or legal guardian	6
5	Total awards of legal custody to relatives	4
2	Total # of adoptions finalized	9
5	Total # of children waiting to be adopted	13
3	Total # of youth who aged out of care	1
25	Total # of children placed out of county	24
544	Median # of days for adoption finalization from permanent custody	385
109	Median # of days in out-of-home care	242
13,186	Total # of placement days	15,992

Staffing & Safety	
PCSAO's recommended caseload size is compared to the county average for January 2006 below.	
<b>New Investigations</b>	
PCSAO	12
Hardin	6
<b>Ongoing Cases</b>	
PCSAO	13
Hardin	18
Worker Safety Incidents Reported: 0	
Definition: Any type of verbal or physical harm endured by case-workers related to their job.	

# PUBLIC EXPENDITURES



## 2005 Expenditures

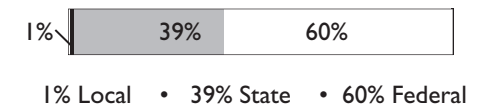
Total:	\$1,227,364	100%
Federal	\$836,905	68%
State	\$220,401	18%
Local <sup>1</sup>	\$170,058	14%

<sup>1</sup> Of Ohio's 88 counties, this county was not among the 43 that maintained a children services levy in 2005.

## 2005 Title IV-E Adoption Assistance and State Adoption Maintenance Subsidies

Monthly subsidies are provided to families that adopt special needs children to aid in the ongoing care of those children. Currently, Ohio's base subsidy is only \$8.22 per day or \$250 per month.

**TOTAL: \$95,222**



## 2005 Purchase of Services

Out-of-home care was purchased from private sources for 52% of all the children in custody. Of those children, 43% were in temporary custody, 43% were in permanent custody and 14% were in a planned permanent living arrangement.