

# HANCOCK COUNTY

Population 73,503

Caucasian 94% · African American 1% ·  
Hispanic 3% · Other 2%

Population under age 18 17,428 · 24%

Households with two parents 33%

Grandparents raising grandchildren 374

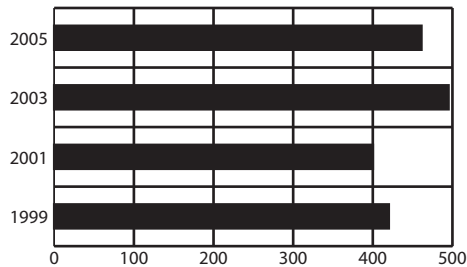
Annual unemployment rate 2000 · 3.3%  
2005 · 4.9%

Per capita income \$31,163

High school graduation rate 95%

## Local Trends on Abuse and Neglect

In 2005, new reports of child abuse and neglect totaled 461. Ohio law requires children services to begin investigations on new reports within 24 hours. A comprehensive assessment of safety and risk also is required.



The unduplicated number of new reports in 2005 and the percentage of total reports it represents fall within the following five categories:

Physical abuse	136	29%
Neglect	151	33%
Sexual abuse	143	31%
Emotional maltreatment	7	2%
Dependency, Other	24	5%
<b>Total</b>	<b>461</b>	<b>100%</b>

## SUPPORTS TO SELF SUFFICIENCY

Below are comparisons of supports in January 2006 to those in January 2000.

### Ohio Works First/TANF

Jan. 2006	241	Recipients who received cash assistance <b>DECREASED 36%</b> . 85% of the recipients are children. A typical family of 3 received \$378 per month in 2006.
Jan. 2000	377	

### Child Only Ohio Works First/TANF

Jan. 2006	155	Children living with relative caregivers and receiving "Child Only" TANF <b>INCREASED 41%</b> . Statewide, a sibling group averages 1.5 children. Caregivers receive \$245 per month for the first child, plus \$91/sibling.
Jan. 2000	110	

### Ohio Direction Card (formerly food stamps)

Jan. 2006	3,931	The number of county residents who received nutritional assistance <b>INCREASED 147%</b> . Average card value statewide was \$98 per month in 2006.
Jan. 2000	1,589	

### Subsidized Child Care

Jan. 2006	492	The number of children whose families received subsidized child care <b>INCREASED 26%</b> .
Jan. 2000	392	

### Child Support & Paternity Establishment

FFY 2005	\$11.2 m	Child Support collections <b>INCREASED 4%</b> . The number of paternities established for non-marital births <b>INCREASED 33%</b> .
FFY 2003	\$10.7 m	

## SUPPORTING HEALTHY CHILDREN

**Healthy Start/Medicaid** · Countywide, 4,241 children were served by Healthy Start/Medicaid in February 2006.

**Help Me Grow** · Countywide, 239 children (0-3 years) received Help Me Grow services in 2005. 172 Newborn Home Visits were provided to families in 2005.

**Early Childhood Education** · By age four, 85% of a child's core brain structure is fully developed. However, in Ohio, only 1.37% of public state investments in education and development is invested in preschool children.

## CONDITIONS AFFECTING ABUSE AND NEGLECT

The conditions identified below do not predispose parents to abuse or neglect their children. However, many families in the child protection system struggle with one or more of the following:

### Poverty and Employment

In 2006, a family of 3 was considered at or below 100% of poverty with an annual household income of **\$16,600**. A full-time job must pay at least \$7.98/hr to reach this level, 16% higher than the new minimum wage (\$6.85/hr).

Countywide, **POVERTY INCREASED** to 10.0% in 2004 compared to the Census 2000 rate of 7.5%. The child poverty rate decreased to 7.4%, from 8.8% in the same period, leaving 1,341 county children living in poverty.

Countywide, 684 jobs were **LOST** between 2000 and 2005, creating a 1.6% **DECREASE IN EMPLOYMENT**.

### Affordable Housing



### Teen Births

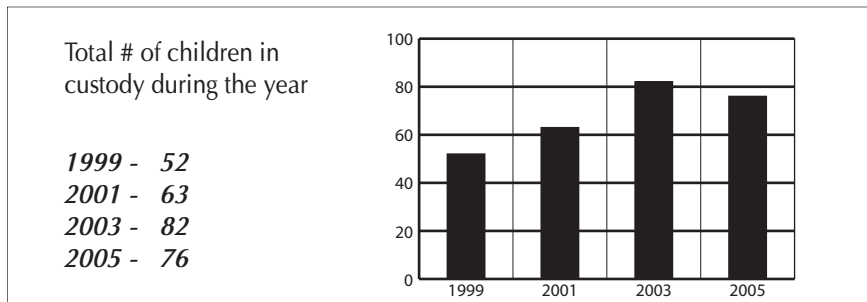
87 Hancock County teens, age 15-19, gave birth in 2003, making the county's teen birth rate 39.3 per one thousand teens. This compares to Ohio's teen birth rate of 53.4.

**Health Care** · An estimated 60,000 children ages birth to five do not have health insurance in Ohio.

**Access to Better Care/Mental Health** · Approximately 85% of children in foster care experience mental health challenges.

Children and families that received FAST\$05 community based services, including the involvement of a parent advocate, experienced fewer out of home placements, a reduction in family stressors, and greater satisfaction than other families receiving mental health services.

# HANCOCK COUNTY PROFILES OF CHILDREN IN CUSTODY

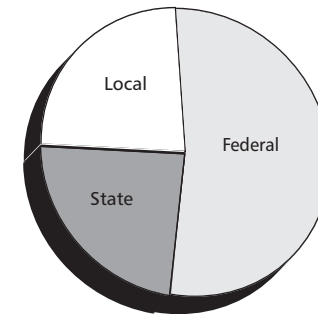


Child & Custody Profiles		Temporary Custody	Permanent Custody	Planned Permanent Living Arrangement
Children in Custody on 1/1/06:	<b>42</b>	33	8	1
Age	0-5	39%	38%	0%
	6-11	15%	25%	0%
	12+	46%	38%	100%
Race	White	79%	100%	100%
	Af/Am	18%	0%	0%
	Other	3%	0%	0%
Total Years in Custody	0-2	88%	75%	100%
	2-4	12%	25%	0%
	4+	0%	0%	0%
<b>Court Rationale for Placement</b>				
	· Neglect	30%	25%	0%
	· Dependency	46%	62%	100%
	· Physical abuse	9%	0%	0%
	· Sexual abuse	6%	0%	0%
	· Delinquency, Unruly, other	9%	13%	0%
<b>Placement Type</b>				
	· Licensed Foster Home	85%	100%	100%
	· Approved Relative/Kinship Home	0%	0%	0%
	· Group/Residential Care	12%	0%	0%
	· Adoptive Placement	0%	0%	0%
	· Independent Living Placement/Other	3%	0%	0%

2003	Tracking Kids in Care	2005
13	Total # of children reunified with parents or legal guardian	5
20	Total awards of legal custody to relatives	11
7	Total # of adoptions finalized	13
6	Total # of children waiting to be adopted	8
1	Total # of youth who aged out of care	1
7	Total # of children placed out of county	17
158	Median # of days for adoption finalization from permanent custody	442
18	Median # of days in out-of-home care	217
12,489	Total # of placement days	14,935

Staffing & Safety	
PCSAO's recommended caseload size is compared to the county average for January 2006 below.	
<b>New Investigations</b>	
PCSAO	12
Hancock	13
<b>Ongoing Cases</b>	
PCSAO	13
Hancock	24
Worker Safety Incidents Reported: 0	
Definition: Any type of verbal or physical harm endured by case-workers related to their job.	

# PUBLIC EXPENDITURES



## 2005 Expenditures

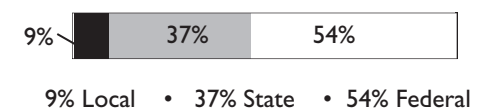
Total:	\$1,462,344	100%
Federal	\$770,792	53%
State	\$343,601	23%
Local <sup>1</sup>	\$347,951	24%

<sup>1</sup> Of Ohio's 88 counties, this county was not among the 43 that maintained a children services levy in 2005.

## 2005 Title IV-E Adoption Assistance and State Adoption Maintenance Subsidies

Monthly subsidies are provided to families that adopt special needs children to aid in the ongoing care of those children. Currently, Ohio's base subsidy is only \$8.22 per day or \$250 per month.

**TOTAL: \$212,050**



## 2005 Purchase of Services

Out-of-home care was purchased from private sources for 57% of all the children in custody. Of those children, 75% were in temporary custody, 25% were in permanent custody and 0% were in a planned permanent living arrangement.