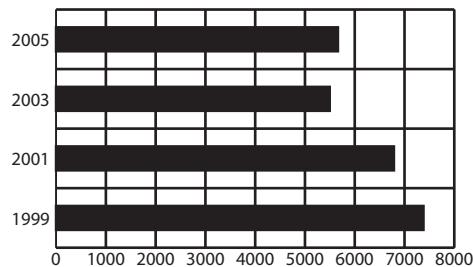


HAMILTON COUNTY

Population	806,652
<i>Caucasian 72% · African American 24% · Hispanic 1% · Other 3%</i>	
Population under age 18	200,874 · 25%
Households with two parents	30%
Grandparents raising grandchildren	6,733
Annual unemployment rate	2000 · 3.7% 2005 · 5.7%
Per capita income	\$39,467
High school graduation rate	82%

Local Trends on Abuse and Neglect

In 2005, new reports of child abuse and neglect totaled 5,661. Ohio law requires children services to begin investigations on new reports within 24 hours. A comprehensive assessment of safety and risk also is required.



The unduplicated number of new reports in 2005 and the percentage of total reports it represents fall within the following five categories:

Physical abuse	3,052	46%
Neglect	1,931	29%
Sexual abuse	1,007	16%
Emotional maltreatment	11	0%
Dependency, Other	603	9%
Total	6,604	100%

SUPPORTS TO SELF SUFFICIENCY

Below are comparisons of supports in January 2006 to those in January 2000.

Ohio Works First/TANF

Jan. 2006	Recipients who received cash assistance
18,006	DECREASED 14%. 76% of the recipients are children. A typical family of 3 received \$378 per month in 2006.
Jan. 2000	
20,973	

Child Only Ohio Works First/TANF

Jan. 2006	Children living with relative caregivers and receiving "Child Only" TANF
5,986	INCREASED 13%. Statewide, a sibling group averages 1.5 children. Caregivers receive \$245 per month for the first child, plus \$91/sibling.
Jan. 2000	
5,294	

Ohio Direction Card (formerly food stamps)

Jan. 2006	The number of county residents who received nutritional assistance
70,501	INCREASED 55%. Average card value statewide was \$98 per month in 2006.
Jan. 2000	
45,497	

Subsidized Child Care

Jan. 2006	The number of children whose families received subsidized child care
12,359	INCREASED 23%.
Jan. 2000	
10,085	

Child Support & Paternity Establishment

FFY 2005	Child Support collections
\$152.2 m	DECREASED 0.3%. The number of paternities established for non-marital births
FFY 2003	
\$152.6 m	INCREASED 23%.

SUPPORTING HEALTHY CHILDREN

Healthy Start/Medicaid · Countywide, **68,954** children were served by Healthy Start/Medicaid in February 2006.

Help Me Grow · Countywide, **3,638** children (0-3 years) received Help Me Grow services in 2005. **3,610** Newborn Home Visits were provided to families in 2005.

Early Childhood Education · By age four, **85%** of a child's core brain structure is fully developed. However, in Ohio, only **1.37%** of public state investments in education and development is invested in preschool children.

CONDITIONS AFFECTING ABUSE AND NEGLECT

The conditions identified below do not predispose parents to abuse or neglect their children. However, many families in the child protection system struggle with one or more of the following:

Poverty and Employment

In 2006, a family of 3 was considered at or below 100% of poverty with an annual household income of **\$16,600**. A full-time job must pay at least \$7.98/hr to reach this level, 16% higher than the new minimum wage (\$6.85/hr).

Countywide, **POVERTY INCREASED** to 18.7% in 2004 compared to the Census 2000 rate of 11.8%. The child poverty rate increased to 24.8%, from 16.2% in the same period, leaving 49,065 county children living in poverty.

Countywide, 31,550 jobs were **LOST** between 2000 and 2005, creating a 5.6% **DECREASE IN EMPLOYMENT**.

Affordable Housing



Teen Births

1,379 Hamilton County teens, age 15-19, gave birth in 2003, making the county's teen birth rate 75.2 per one thousand teens. This compares to Ohio's teen birth rate of 53.4.

Health Care · An estimated **60,000** children ages birth to five do not have health insurance in Ohio.

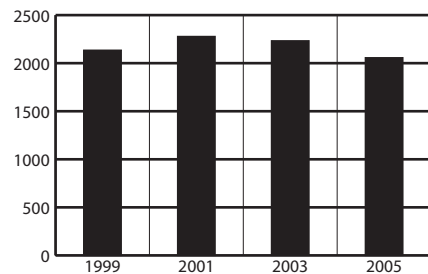
Access to Better Care/Mental Health · Approximately **85%** of children in foster care experience mental health challenges.

Children and families that received FAST\$05 community based services, including the involvement of a parent advocate, experienced fewer out of home placements, a reduction in family stressors, and greater satisfaction than other families receiving mental health services.

HAMILTON COUNTY PROFILES OF CHILDREN IN CUSTODY

Total # of children in custody during the year

1999 - 2,135
2001 - 2,278
2003 - 2,233
2005 - 2,057

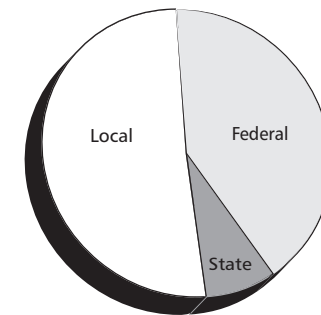


Child & Custody Profiles		Temporary Custody	Permanent Custody	Planned Permanent Living Arrangement
Children in Custody on 1/1/06:		614	348	360
Age	0-5	44%	19%	0%
	6-11	24%	33%	4%
	12+	32%	48%	96%
Race	White	31%	33%	32%
	Af/Am	67%	66%	68%
	Other	2%	1%	0%
Total Years in Custody	0-2	90%	19%	23%
	2-4	7%	31%	37%
	4+	3%	50%	40%
Court Rationale for Placement				
· Neglect		11%	27%	18%
· Dependency		31%	38%	41%
· Physical abuse		15%	10%	9%
· Sexual abuse		6%	7%	6%
· Delinquency, Unruly, other		37%	18%	26%
Placement Type				
· Licensed Foster Home		56%	67%	51%
· Approved Relative/Kinship Home		30%	7%	1%
· Group/Residential Care		7%	10%	31%
· Adoptive Placement		0%	9%	0%
· Independent Living Placement/Other		7%	7%	17%

2003	Tracking Kids in Care	2005
303	Total # of children reunified with parents or legal guardian	234
159	Total awards of legal custody to relatives	190
89	Total # of adoptions finalized	77
273	Total # of children waiting to be adopted	262
139	Total # of youth who aged out of care	108
215	Total # of children placed out of county	230
427	Median # of days for adoption finalization from permanent custody	490
242	Median # of days in out-of-home care	359
302,505	Total # of placement days	534,334

Staffing & Safety	
PCSAO's recommended caseload size is compared to the county average for January 2006 below.	
New Investigations	
PCSAO	12
Hamilton	11
Ongoing Cases	
PCSAO	13
Hamilton	17
Worker Safety Incidents Reported: 10	
Definition: Any type of verbal or physical harm endured by case-workers related to their job.	

PUBLIC EXPENDITURES



2005 Expenditures

Total:	\$87,130,962	100%
Federal	\$35,753,522	41%
State	\$6,867,254	8%
Local ¹	\$44,510,186	51%

¹ Of Ohio's 88 counties, this county was among the 43 that maintained a children services levy in 2005.

2005 Title IV-E Adoption Assistance and State Adoption Maintenance Subsidies

Monthly subsidies are provided to families that adopt special needs children to aid in the ongoing care of those children. Currently, Ohio's base subsidy is only \$8.22 per day or \$250 per month.

TOTAL: \$8,709,888



18% Local • 24% State • 58% Federal

2005 Purchase of Services

Out-of-home care was purchased from private sources for 53% of all the children in custody. Of those children, 34% were in temporary custody, 28% were in permanent custody and 38% were in a planned permanent living arrangement.



Of Ohio's 88 children services agencies, Hamilton is one of 17 agencies accredited by the Council on Accreditation.