

GREENE COUNTY

Population 151,996

Caucasian 89% · African American 6% ·
Hispanic 1% · Other 4%

Population under age 18 33,396 · 22%

Households with two parents 33%

Grandparents raising grandchildren 940

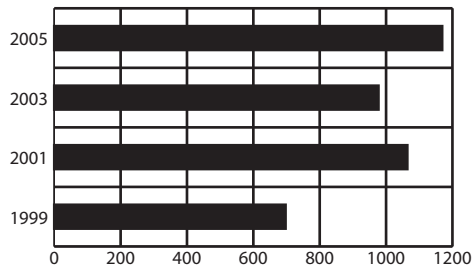
Annual unemployment rate 2000 · 3.7%
2005 · 5.6%

Per capita income \$32,497

High school graduation rate 89%

Local Trends on Abuse and Neglect

In 2005, new reports of child abuse and neglect totaled 1,169. Ohio law requires children services to begin investigations on new reports within 24 hours. A comprehensive assessment of safety and risk also is required.



The unduplicated number of new reports in 2005 and the percentage of total reports it represents fall within the following five categories:

Physical abuse	338	29%
Neglect	673	58%
Sexual abuse	146	12%
Emotional maltreatment	12	1%
Dependency, Other	0	0%
Total	1,169	100%

SUPPORTS TO SELF SUFFICIENCY

Below are comparisons of supports in January 2006 to those in January 2000.

Ohio Works First/TANF

Jan. 2006	Recipients who received cash assistance DECREASED 37%. 76% of the recipients are children. A typical family of 3 received \$378 per month in 2006.
1,068	
Jan. 2000	
1,699	

Child Only Ohio Works First/TANF

Jan. 2006	Children living with relative caregivers and receiving "Child Only" TANF INCREASED 49%. Statewide, a sibling group averages 1.5 children. Caregivers receive \$245 per month for the first child, plus \$91/sibling.
474	
Jan. 2000	
318	

Ohio Direction Card (formerly food stamps)

Jan. 2006	The number of county residents who received nutritional assistance INCREASED 69%. Average card value statewide was \$98 per month in 2006.
8,238	
Jan. 2000	
4,870	

Subsidized Child Care

Jan. 2006	The number of children whose families received subsidized child care INCREASED 16%.
670	
Jan. 2000	
576	

Child Support & Paternity Establishment

FFY 2005	Child Support collections INCREASED 2%.
\$26.7 m	
FFY 2003	The number of paternities established for non-marital births INCREASED 28%.
\$26.2 m	

SUPPORTING HEALTHY CHILDREN

Healthy Start/Medicaid · Countywide, **8,559** children were served by Healthy Start/Medicaid in February 2006.

Help Me Grow · Countywide, **569** children (0-3 years) received Help Me Grow services in 2005. **240** Newborn Home Visits were provided to families in 2005.

Early Childhood Education · By age four, **85%** of a child's core brain structure is fully developed. However, in Ohio, only **1.37%** of public state investments in education and development is invested in preschool children.

CONDITIONS AFFECTING ABUSE AND NEGLECT

The conditions identified below do not predispose parents to abuse or neglect their children. However, many families in the child protection system struggle with one or more of the following:

Poverty and Employment

In 2006, a family of 3 was considered at or below 100% of poverty with an annual household income of **\$16,600**. A full-time job must pay at least \$7.98/hr to reach this level, 16% higher than the new minimum wage (\$6.85/hr).

Countywide, **POVERTY INCREASED** to 15.1% in 2004 compared to the Census 2000 rate of 8.5%. The child poverty rate increased to 17.6%, from 8.7% in the same period, leaving 6,293 county children living in poverty.

Countywide, 3,092 jobs were **GAINED** between 2000 and 2005, creating a **6.2% INCREASE IN EMPLOYMENT**.

Affordable Housing



Teen Births

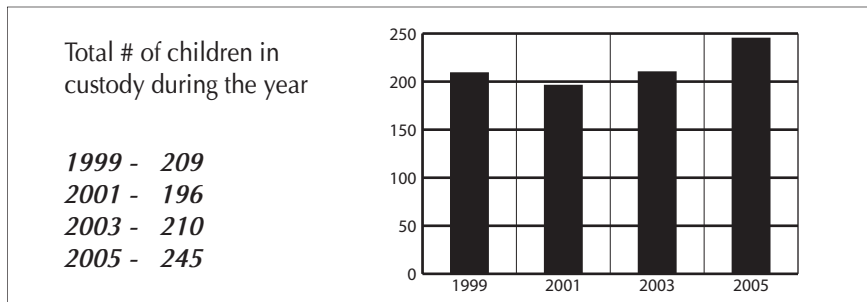
138 Greene County teens, age 15-19, gave birth in 2003, making the county's teen birth rate 36.6 per one thousand teens. This compares to Ohio's teen birth rate of 53.4.

Health Care · An estimated **60,000** children ages birth to five do not have health insurance in Ohio.

Access to Better Care/Mental Health · Approximately **85%** of children in foster care experience mental health challenges.

Children and families that received FAST\$05 community based services, including the involvement of a parent advocate, experienced fewer out of home placements, a reduction in family stressors, and greater satisfaction than other families receiving mental health services.

GREENE COUNTY PROFILES OF CHILDREN IN CUSTODY

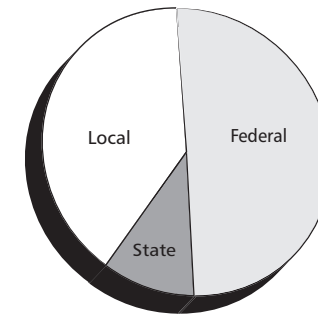


Child & Custody Profiles		Temporary Custody	Permanent Custody	Planned Permanent Living Arrangement	
Children in Custody on 1/1/06:		153	109	37	7
Age	0-5	40%	6%	0%	
	6-11	31%	43%	0%	
	12+	29%	51%	100%	
Race	White	86%	73%	86%	
	Af/Am	14%	27%	14%	
	Other	0%	0%	0%	
Total Years in Custody	0-2	99%	16%	29%	
	2-4	0%	30%	57%	
	4+	1%	54%	14%	
Court Rationale for Placement					
· Neglect		46%	22%	14%	
· Dependency		20%	54%	43%	
· Physical abuse		2%	5%	0%	
· Sexual abuse		1%	5%	14%	
· Delinquency, Unruly, other		31%	14%	29%	
Placement Type					
· Licensed Foster Home		63%	81%	29%	
· Approved Relative/Kinship Home		19%	0%	0%	
· Group/Residential Care		17%	14%	71%	
· Adoptive Placement		0%	5%	0%	
· Independent Living Placement/Other		1%	0%	0%	

2003	Tracking Kids in Care	2005
48	Total # of children reunified with parents or legal guardian	40
16	Total awards of legal custody to relatives	27
12	Total # of adoptions finalized	12
36	Total # of children waiting to be adopted	29
14	Total # of youth who aged out of care	14
57	Total # of children placed out of county	66
463	Median # of days for adoption finalization from permanent custody	625
167	Median # of days in out-of-home care	234
39,831	Total # of placement days	47,473

Staffing & Safety	
PCSAO's recommended caseload size is compared to the county average for January 2006 below.	
New Investigations	
PCSAO	12
Greene	7
Ongoing Cases	
PCSAO	13
Greene	10
Worker Safety Incidents Reported: 11	
Definition: Any type of verbal or physical harm endured by case-workers related to their job.	

PUBLIC EXPENDITURES



2005 Expenditures

Total:	\$6,227,770	100%
Federal	\$3,130,791	50%
State	\$641,847	10%
Local ¹	\$2,455,132	40%

¹ Of Ohio's 88 counties, this county was among the 43 that maintained a children services levy in 2005.

2005 Title IV-E Adoption Assistance and State Adoption Maintenance Subsidies

Monthly subsidies are provided to families that adopt special needs children to aid in the ongoing care of those children. Currently, Ohio's base subsidy is only \$8.22 per day or \$250 per month.

TOTAL: \$383,278

10% Local • 34% State • 56% Federal

2005 Purchase of Services

Out-of-home care was purchased from private sources for 35% of all the children in custody. Of those children, 64% were in temporary custody, 34% were in permanent custody and 2% were in a planned permanent living arrangement.



Of Ohio's 88 children services agencies, Greene is one of 17 agencies accredited by the Council on Accreditation.