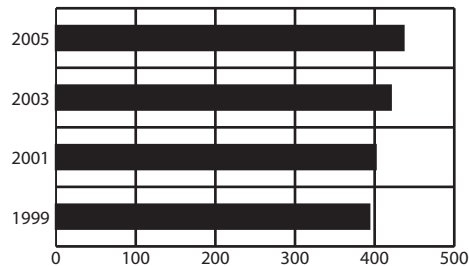


GEAUGA COUNTY

Population	95,218
<i>Caucasian 97% · African American 1% · Hispanic 1% · Other 1%</i>	
Population under age 18	23,719 · 25%
Households with two parents	37%
Grandparents raising grandchildren	272
Annual unemployment rate	2000 · 3.1% 2005 · 4.8%
Per capita income	\$40,113
High school graduation rate	97%

Local Trends on Abuse and Neglect

In 2005, new reports of child abuse and neglect totaled 436. Ohio law requires children services to begin investigations on new reports within 24 hours. A comprehensive assessment of safety and risk also is required.



The unduplicated number of new reports in 2005 and the percentage of total reports it represents fall within the following five categories:

Physical abuse	51	12%
Neglect	89	20%
Sexual abuse	56	13%
Emotional maltreatment	38	9%
Dependency, Other	202	46%
Total	436	100%

SUPPORTS TO SELF SUFFICIENCY

Below are comparisons of supports in January 2006 to those in January 2000.

Ohio Works First/TANF

Jan. 2006	Recipients who received cash assistance 151
Jan. 2000	DECREASED 18%. 82% of the recipients are children. A typical family of 3 received \$378 per month in 2006.
Jan. 2000	185

Child Only Ohio Works First/TANF

Jan. 2006	Children living with relative caregivers and receiving "Child Only" TANF INCREASED 24%. Statewide, a sibling group averages 1.5 children. Caregivers receive \$245 per month for the first child, plus \$91/sibling.
Jan. 2000	78
Jan. 2000	63

Ohio Direction Card (formerly food stamps)

Jan. 2006	The number of county residents who received nutritional assistance INCREASED 117%. Average card value statewide was \$98 per month in 2006.
Jan. 2000	1,596
Jan. 2000	736

Subsidized Child Care

Jan. 2006	The number of children whose families received subsidized child care DECREASED 12%.
Jan. 2000	179
Jan. 2000	203

Child Support & Paternity Establishment

FFY 2005	Child Support collections INCREASED 8%.
FFY 2003	The number of paternitys established for non-marital births INCREASED 28%.
FFY 2005	\$16.5 m
FFY 2003	\$15.2 m

SUPPORTING HEALTHY CHILDREN

Healthy Start/Medicaid · Countywide, **2,643** children were served by Healthy Start/Medicaid in February 2006.

Help Me Grow · Countywide, **300** children (0-3 years) received Help Me Grow services in 2005. **362** Newborn Home Visits were provided to families in 2005.

Early Childhood Education · By age four, **85%** of a child's core brain structure is fully developed. However, in Ohio, only **1.37%** of public state investments in education and development is invested in preschool children.

CONDITIONS AFFECTING ABUSE AND NEGLECT

The conditions identified below do not predispose parents to abuse or neglect their children. However, many families in the child protection system struggle with one or more of the following:

Poverty and Employment

In 2006, a family of 3 was considered at or below 100% of poverty with an annual household income of **\$16,600**. A full-time job must pay at least \$7.98/hr to reach this level, 16% higher than the new minimum wage (\$6.85/hr).

Countywide, **POVERTY INCREASED** to 8.8% in 2004 compared to the Census 2000 rate of 4.6%. The child poverty rate increased to 9.8%, from 6.1% in the same period, leaving 2,503 county children living in poverty.

Countywide, 138 jobs were **GAINED** between 2000 and 2005, creating a 0.4% **INCREASE IN EMPLOYMENT**.

Affordable Housing



Teen Births

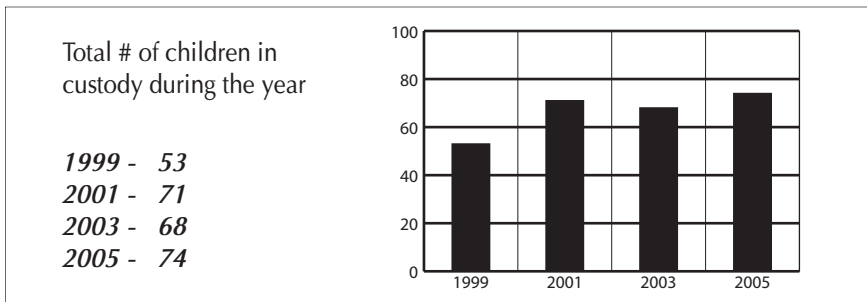
39 Geauga County teens, age 15-19, gave birth in 2003, making the county's teen birth rate 21.7 per one thousand teens. This compares to Ohio's teen birth rate of 53.4.

Health Care · An estimated **60,000** children ages birth to five do not have health insurance in Ohio.

Access to Better Care/Mental Health · Approximately **85%** of children in foster care experience mental health challenges.

Children and families that received FAST\$05 community based services, including the involvement of a parent advocate, experienced fewer out of home placements, a reduction in family stressors, and greater satisfaction than other families receiving mental health services.

GEAUGA COUNTY PROFILES OF CHILDREN IN CUSTODY

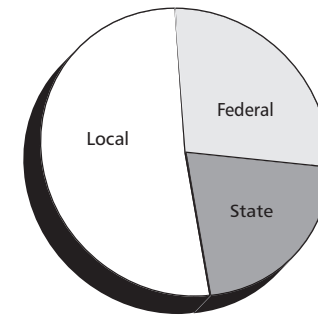


Child & Custody Profiles		Temporary Custody	Permanent Custody	Planned Permanent Living Arrangement
Children in Custody on 1/1/06:		29	8	0
Age	0-5	24%	0%	0%
	6-11	21%	12%	0%
	12+	55%	88%	0%
Race	White	93%	75%	0%
	Af/Am	7%	25%	0%
	Other	0%	0%	0%
Total Years in Custody	0-2	97%	25%	0%
	2-4	3%	50%	0%
	4+	0%	25%	0%
Court Rationale for Placement				
· Neglect		38%	0%	0%
· Dependency		7%	62%	0%
· Physical abuse		3%	0%	0%
· Sexual abuse		0%	0%	0%
· Delinquency, Unruly, other		52%	38%	0%
Placement Type				
· Licensed Foster Home		66%	50%	0%
· Approved Relative/Kinship Home		3%	0%	0%
· Group/Residential Care		21%	38%	0%
· Adoptive Placement		7%	12%	0%
· Independent Living Placement/Other		3%	0%	0%

2003	Tracking Kids in Care	2005
14	Total # of children reunified with parents or legal guardian	16
3	Total awards of legal custody to relatives	8
9	Total # of adoptions finalized	10
19	Total # of children waiting to be adopted	6
3	Total # of youth who aged out of care	5
16	Total # of children placed out of county	27
144	Median # of days for adoption finalization from permanent custody	297
331	Median # of days in out-of-home care	254
15,478	Total # of placement days	13,847

Staffing & Safety	
PCSAO's recommended caseload size is compared to the county average for January 2006 below.	
New Investigations	
PCSAO	12
Geauga	13
Ongoing Cases	
PCSAO	13
Geauga	11
Worker Safety Incidents Reported: 13	
Definition: Any type of verbal or physical harm endured by case-workers related to their job.	

PUBLIC EXPENDITURES



2005 Expenditures

Total:	\$2,063,994	100%
Federal	\$550,962	27%
State	\$445,945	21%
Local ¹	\$1,067,087	52%

¹ Of Ohio's 88 counties, this county was among the 43 that maintained a children services levy in 2005.

2005 Title IV-E Adoption Assistance and State Adoption Maintenance Subsidies

Monthly subsidies are provided to families that adopt special needs children to aid in the ongoing care of those children. Currently, Ohio's base subsidy is only \$8.22 per day or \$250 per month.

TOTAL: \$568,179



12% Local • 36% State • 51% Federal

2005 Purchase of Services

Out-of-home care was purchased from private sources for 57% of all the children in custody. Of those children, 71% were in temporary custody, 29% were in permanent custody and 0% were in a planned permanent living arrangement.