

GALLIA COUNTY

Population 31,362

Caucasian 95% · African American 3% ·
Hispanic 1% · Other 1%

Population under age 18 7,224 · 23%

Households with two parents 33%

Grandparents raising grandchildren 271

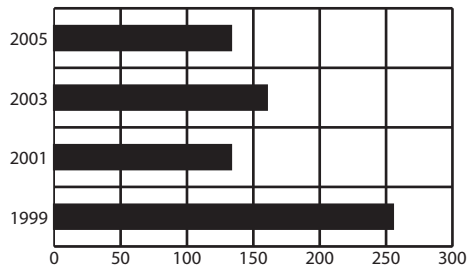
Annual unemployment rate 2000 · 6.9%
2005 · 7.2%

Per capita income \$25,393

High school graduation rate 87%

Local Trends on Abuse and Neglect

In 2005, new reports of child abuse and neglect totaled 133. Ohio law requires children services to begin investigations on new reports within 24 hours. A comprehensive assessment of safety and risk also is required.



The unduplicated number of new reports in 2005 and the percentage of total reports it represents fall within the following five categories:

Physical abuse	52	39%
Neglect	70	53%
Sexual abuse	10	7%
Emotional maltreatment	1	1%
Dependency, Other	0	0%
Total	133	100%

SUPPORTS TO SELF SUFFICIENCY

Below are comparisons of supports in January 2006 to those in January 2000.

Ohio Works First/TANF

Jan. 2006	1,440	Recipients who received cash assistance DECREASED 8% . 64% of the recipients are children. A typical family of 3 received \$378 per month in 2006.
Jan. 2000	1,569	

Child Only Ohio Works First/TANF

Jan. 2006	235	Children living with relative caregivers and receiving "Child Only" TANF REMAINED THE SAME . Statewide, a sibling group averages 1.5 children. Caregivers receive \$245 per month for the first child, plus \$91/sibling.
Jan. 2000	235	

Ohio Direction Card (formerly food stamps)

Jan. 2006	5,286	The number of county residents who received nutritional assistance INCREASED 31% . Average card value statewide was \$98 per month in 2006.
Jan. 2000	4,040	

Subsidized Child Care

Jan. 2006	231	The number of children whose families received subsidized child care INCREASED 15% .
Jan. 2000	201	

Child Support & Paternity Establishment

FFY 2005	\$3.7 m	Child Support collections REMAINED THE SAME . The number of paternities established for non-marital births DECREASED 11% .
FFY 2003	\$3.7 m	

SUPPORTING HEALTHY CHILDREN

Healthy Start/Medicaid · Countywide, **3,846** children were served by Healthy Start/Medicaid in February 2006.

Help Me Grow · Countywide, 235 children (0-3 years) received Help Me Grow services in 2005. 75 Newborn Home Visits were provided to families in 2005.

Early Childhood Education · By age four, **85%** of a child's core brain structure is fully developed. However, in Ohio, only **1.37%** of public state investments in education and development is invested in preschool children.

CONDITIONS AFFECTING ABUSE AND NEGLECT

The conditions identified below do not predispose parents to abuse or neglect their children. However, many families in the child protection system struggle with one or more of the following:

Poverty and Employment

In 2006, a family of 3 was considered at or below 100% of poverty with an annual household income of **\$16,600**. A full-time job must pay at least \$7.98/hr to reach this level, 16% higher than the new minimum wage (\$6.85/hr).

Countywide, **POVERTY INCREASED** to 25.8% in 2004 compared to the Census 2000 rate of 18.1%. The child poverty rate increased to 27.2%, from 25.2% in the same period, leaving 2,055 county children living in poverty.

Countywide, 529 jobs were **GAINED** between 2000 and 2005, creating a **4.4% INCREASE IN EMPLOYMENT**.

Affordable Housing



Teen Births

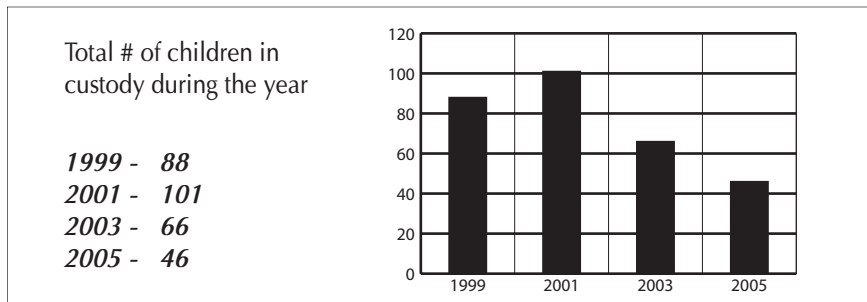
51 Gallia County teens, age 15-19, gave birth in 2003, making the county's teen birth rate 56.0 per one thousand teens. This compares to Ohio's teen birth rate of 53.4.

Health Care · An estimated **60,000** children ages birth to five do not have health insurance in Ohio.

Access to Better Care/Mental Health · Approximately **85%** of children in foster care experience mental health challenges.

Children and families that received FAST\$05 community based services, including the involvement of a parent advocate, experienced fewer out of home placements, a reduction in family stressors, and greater satisfaction than other families receiving mental health services.

GALLIA COUNTY PROFILES OF CHILDREN IN CUSTODY

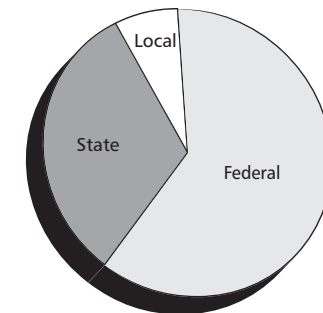


Child & Custody Profiles		Temporary Custody	Permanent Custody	Planned Permanent Living Arrangement	
Children in Custody on 1/1/06:		27	12	13	2
Age	0-5	33%	15%	0%	
	6-11	25%	54%	0%	
	12+	42%	31%	100%	
Race	White	100%	92%	100%	
	Af/Am	0%	0%	0%	
	Other	0%	8%	0%	
Total Years in Custody	0-2	67%	38%	0%	
	2-4	25%	54%	0%	
	4+	8%	8%	100%	
Court Rationale for Placement					
· Neglect		17%	61%	0%	
· Dependency		66%	31%	50%	
· Physical abuse		0%	0%	0%	
· Sexual abuse		0%	0%	0%	
· Delinquency, Unruly, other		17%	8%	50%	
Placement Type					
· Licensed Foster Home		68%	54%	100%	
· Approved Relative/Kinship Home		8%	0%	0%	
· Group/Residential Care		8%	8%	0%	
· Adoptive Placement		8%	38%	0%	
· Independent Living Placement/Other		8%	0%	0%	

2003	Tracking Kids in Care	2005
9	Total # of children reunified with parents or legal guardian	6
11	Total awards of legal custody to relatives	5
1	Total # of adoptions finalized	1
4	Total # of children waiting to be adopted	3
3	Total # of youth who aged out of care	1
9	Total # of children placed out of county	6
301	Median # of days for adoption finalization from permanent custody	237
109	Median # of days in out-of-home care	35
13,951	Total # of placement days	13,396

Staffing & Safety	
PCSAO's recommended caseload size is compared to the county average for January 2006 below.	
New Investigations	
PCSAO	12
Gallia	8
Ongoing Cases	
PCSAO	13
Gallia	25
Worker Safety Incidents Reported: 0	
Definition: Any type of verbal or physical harm endured by case-workers related to their job.	

PUBLIC EXPENDITURES



2005 Expenditures

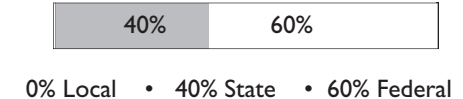
Total:	\$1,086,839	100%
Federal	\$664,409	61%
State	\$347,567	32%
Local ¹	\$74,863	7%

¹ Of Ohio's 88 counties, this county was not among the 43 that maintained a children services levy in 2005.

2005 Title IV-E Adoption Assistance and State Adoption Maintenance Subsidies

Monthly subsidies are provided to families that adopt special needs children to aid in the ongoing care of those children. Currently, Ohio's base subsidy is only \$8.22 per day or \$250 per month.

TOTAL: \$119,080



2005 Purchase of Services

Out-of-home care was purchased from private sources for 19% of all the children in custody. Of those children, 40% were in temporary custody, 40% were in permanent custody and 20% were in a planned permanent living arrangement.