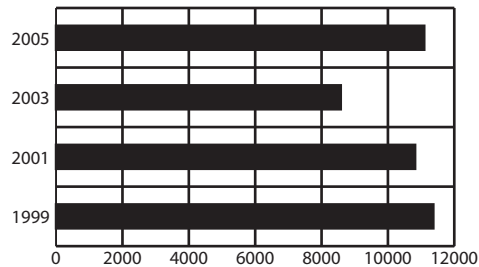


FRANKLIN COUNTY

Population	1,090,771
<i>Caucasian 73% · African American 19% · Hispanic 2% · Other 6%</i>	
Population under age 18	275,817 · 25%
Households with two parents	30%
Grandparents raising grandchildren	8,388
Annual unemployment rate	2000 · 3.2% 2005 · 5.3%
Per capita income	\$35,641
High school graduation rate	79%

Local Trends on Abuse and Neglect

In 2005, new reports of child abuse and neglect totaled 5,165. Ohio law requires children services to begin investigations on new reports within 24 hours. A comprehensive assessment of safety and risk also is required.



The unduplicated number of new reports in 2005 and the percentage of total reports it represents fall within the following five categories:

Physical abuse	1,668	15%
Neglect	2,043	18%
Sexual abuse	1,445	13%
Emotional maltreatment	9	0%
Dependency, Other	5,928	54%
Total	11,093	100%

SUPPORTS TO SELF SUFFICIENCY

Below are comparisons of supports in January 2006 to those in January 2000.

Ohio Works First/TANF

Jan. 2006	Recipients who received cash assistance
24,909	DECREASED 13%. 75% of the recipients are children. A typical family of 3 received \$378 per month in 2006.
Jan. 2000	
28,478	

Child Only Ohio Works First/TANF

Jan. 2006	Children living with relative caregivers and receiving "Child Only" TANF
8,411	INCREASED 31%. Statewide, a sibling group averages 1.5 children. Caregivers receive \$245 per month for the first child, plus \$91/sibling.
Jan. 2000	
6,420	

Ohio Direction Card (formerly food stamps)

Jan. 2006	The number of county residents who received nutritional assistance
121,240	INCREASED 116%. Average card value statewide was \$98 per month in 2006.
Jan. 2000	
56,094	

Subsidized Child Care

Jan. 2006	The number of children whose families received subsidized child care
11,850	INCREASED 32%.
Jan. 2000	
8,988	

Child Support & Paternity Establishment

FFY 2005	Child Support collections
\$191.2 m	INCREASED 2%.
FFY 2003	The number of paternities established for non-marital births
\$187.3 m	INCREASED 5%.

CONDITIONS

AFFECTING ABUSE AND NEGLECT

The conditions identified below do not predispose parents to abuse or neglect their children. However, many families in the child protection system struggle with one or more of the following:

Poverty and Employment

In 2006, a family of 3 was considered at or below 100% of poverty with an annual household income of **\$16,600**. A full-time job must pay at least \$7.98/hr to reach this level, 16% higher than the new minimum wage (\$6.85/hr).

Countywide, **POVERTY INCREASED** to 17.6% in 2004 compared to the Census 2000 rate of 11.6%. The child poverty rate increased to 22.2%, from 14.2% in the same period, leaving 58,994 county children living in poverty.

Countywide, 21,100 jobs were **LOST** between 2000 and 2005, creating a 3.1% **DECREASE IN EMPLOYMENT**.

Affordable Housing



Teen Births

1,565 Franklin County teens, age 15-19, gave birth in 2003, making the county's teen birth rate 46.8 per one thousand teens. This compares to Ohio's teen birth rate of 53.4.

SUPPORTING HEALTHY CHILDREN

Healthy Start/Medicaid · Countywide, 111,896 children were served by Healthy Start/Medicaid in February 2006.

Help Me Grow · Countywide, 5,158 children (0-3 years) received Help Me Grow services in 2005. 1,963 Newborn Home Visits were provided to families in 2005.

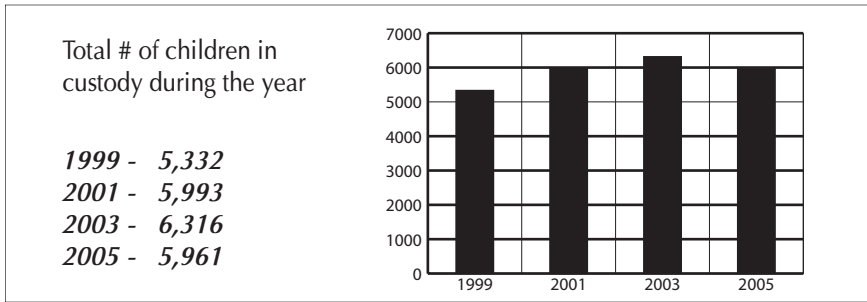
Early Childhood Education · By age four, 85% of a child's core brain structure is fully developed. However, in Ohio, only 1.37% of public state investments in education and development is invested in preschool children.

Health Care · An estimated 60,000 children ages birth to five do not have health insurance in Ohio.

Access to Better Care/Mental Health · Approximately 85% of children in foster care experience mental health challenges.

Children and families that received FAST\$05 community based services, including the involvement of a parent advocate, experienced fewer out of home placements, a reduction in family stressors, and greater satisfaction than other families receiving mental health services.

FRANKLIN COUNTY PROFILES OF CHILDREN IN CUSTODY

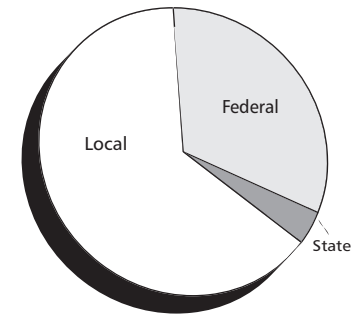


Child & Custody Profiles		Temporary Custody	Permanent Custody	Planned Permanent Living Arrangement
Children in Custody on 1/1/06:		3,287	2,444	589
Age	0-5	32%	19%	1%
	6-11	28%	29%	11%
	12+	40%	52%	88%
Race	White	45%	41%	47%
	Af/Am	54%	59%	53%
	Other	1%	0%	1%
Total Years in Custody	0-2	92%	14%	12%
	2-4	7%	39%	46%
	4+	1%	47%	42%
Court Rationale for Placement				
· Neglect		31%	42%	18%
· Dependency		38%	43%	33%
· Physical abuse		9%	8%	9%
· Sexual abuse		3%	6%	8%
· Delinquency, Unruly, other		19%	1%	32%
Placement Type				
· Licensed Foster Home		57%	62%	67%
· Approved Relative/Kinship Home		25%	3%	5%
· Group/Residential Care		12%	13%	22%
· Adoptive Placement		0%	17%	0%
· Independent Living Placement/Other		6%	5%	6%

2003	Tracking Kids in Care	2005
1,420	Total # of children reunified with parents or legal guardian	1,641
672	Total awards of legal custody to relatives	604
350	Total # of adoptions finalized	265
247	Total # of children waiting to be adopted	94
233	Total # of youth who aged out of care	263
1,199	Total # of children placed out of county	1,181
523	Median # of days for adoption finalization from permanent custody	216
194	Median # of days in out-of-home care	187
1.3 m	Total # of placement days	1.2 m

Staffing & Safety	
PCSAO's recommended caseload size is compared to the county average for January 2006 below.	
New Investigations	
PCSAO	12
Franklin	11
Ongoing Cases	
PCSAO	13
Franklin	16
Worker Safety Incidents Reported: 19	
Definition: Any type of verbal or physical harm endured by case-workers related to their job.	

PUBLIC EXPENDITURES



2005 Expenditures

Total:	\$158,229,094	100%
Federal	\$53,681,481	34%
State	\$5,887,048	4%
Local ¹	\$98,660,565	62%

¹ Of Ohio's 88 counties, this county was among the 43 that maintained a children services levy in 2005.

2005 Title IV-E Adoption Assistance and State Adoption Maintenance Subsidies

Monthly subsidies are provided to families that adopt special needs children to aid in the ongoing care of those children. Currently, Ohio's base subsidy is only \$8.22 per day or \$250 per month.

TOTAL: \$13,045,796

15% Local • 28% State • 57% Federal

2005 Purchase of Services

Out-of-home care was purchased from private sources for 63% of all the children in custody. Of those children, 70% were in temporary custody, 7% were in permanent custody and 23% were in a planned permanent living arrangement.



Of Ohio's 88 children services agencies, Franklin is one of 17 agencies accredited by the Council on Accreditation.