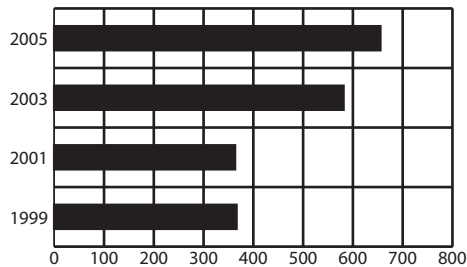


FAYETTE COUNTY

Population	28,199
<i>Caucasian 96% · African American 2% · Hispanic 1% · Other 1%</i>	
Population under age 18	6,804 · 24%
Households with two parents	32%
Grandparents raising grandchildren	22%
Annual unemployment rate	2000 · 3.9% 2005 · 5.7%
Per capita income	\$27,280
High school graduation rate	86%

Local Trends on Abuse and Neglect

In 2005, new reports of child abuse and neglect totaled 655. Ohio law requires children services to begin investigations on new reports within 24 hours. A comprehensive assessment of safety and risk also is required.



The unduplicated number of new reports in 2005 and the percentage of total reports it represents fall within the following five categories:

Physical abuse	126	19%
Neglect	406	62%
Sexual abuse	85	13%
Emotional maltreatment	19	3%
Dependency, Other	19	3%
Total	655	100%

SUPPORTS TO SELF SUFFICIENCY

Below are comparisons of supports in January 2006 to those in January 2000.

Ohio Works First/TANF

Jan. 2006	286	Recipients who received cash assistance DECREASED 9% . 77% of the recipients are children. A typical family of 3 received \$378 per month in 2006.
Jan. 2000	313	

Child Only Ohio Works First/TANF

Jan. 2006	131	Children living with relative caregivers and receiving "Child Only" TANF INCREASED 19% . Statewide, a sibling group averages 1.5 children. Caregivers receive \$245 per month for the first child, plus \$91/sibling.
Jan. 2000	110	

Ohio Direction Card (formerly food stamps)

Jan. 2006	2,544	The number of county residents who received nutritional assistance INCREASED 96% . Average card value statewide was \$98 per month in 2006.
Jan. 2000	1,301	

Subsidized Child Care

Jan. 2006	275	The number of children whose families received subsidized child care INCREASED 47% .
Jan. 2000	187	

Child Support & Paternity Establishment

FFY 2005	\$6.1 m	Child Support collections INCREASED 2% . The number of paternities established for non-marital births INCREASED 17% .
FFY 2003	\$6.0 m	

SUPPORTING HEALTHY CHILDREN

Healthy Start/Medicaid · Countywide, 2,791 children were served by Healthy Start/Medicaid in February 2006.

Help Me Grow · Countywide, 242 children (0-3 years) received Help Me Grow services in 2005. 177 Newborn Home Visits were provided to families in 2005.

Early Childhood Education · By age four, 85% of a child's core brain structure is fully developed. However, in Ohio, only 1.37% of public state investments in education and development is invested in preschool children.

CONDITIONS AFFECTING ABUSE AND NEGLECT

The conditions identified below do not predispose parents to abuse or neglect their children. However, many families in the child protection system struggle with one or more of the following:

Poverty and Employment

In 2006, a family of 3 was considered at or below 100% of poverty with an annual household income of **\$16,600**. A full-time job must pay at least \$7.98/hr to reach this level, 16% higher than the new minimum wage (\$6.85/hr).

Countywide, **POVERTY INCREASED** to 22.0% in 2004 compared to the Census 2000 rate of 10.1%. The child poverty rate increased to 24.4%, from 12.3% in the same period, leaving 1,679 county children living in poverty.

Countywide, 613 jobs were **GAINED** between 2000 and 2005, creating a 5.9% **INCREASE IN EMPLOYMENT**.

Affordable Housing



Teen Births

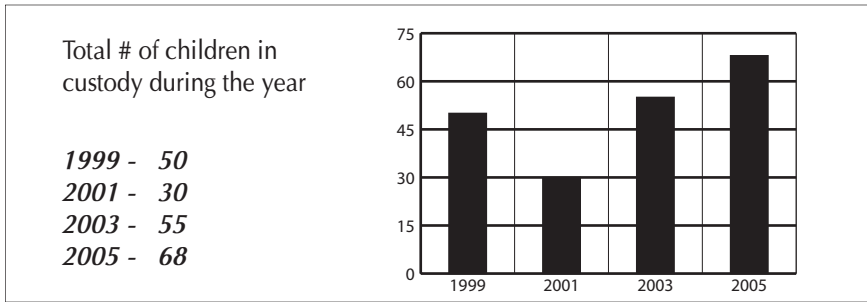
51 Fayette County teens, age 15-19, gave birth in 2003, making the county's teen birth rate 64.1 per one thousand teens. This compares to Ohio's teen birth rate of 53.4.

Health Care · An estimated 60,000 children ages birth to five do not have health insurance in Ohio.

Access to Better Care/Mental Health · Approximately 85% of children in foster care experience mental health challenges.

Children and families that received FAST\$05 community based services, including the involvement of a parent advocate, experienced fewer out of home placements, a reduction in family stressors, and greater satisfaction than other families receiving mental health services.

FAYETTE COUNTY PROFILES OF CHILDREN IN CUSTODY

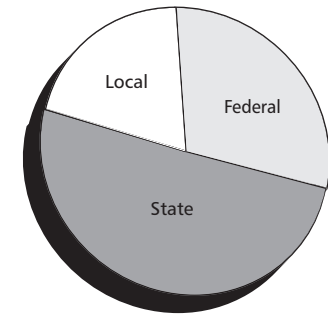


Child & Custody Profiles		Temporary Custody	Permanent Custody	Planned Permanent Living Arrangement
Children in Custody on 1/1/06:		26	9	1
Age	0-5	31%	22%	0%
	6-11	19%	11%	0%
	12+	50%	67%	100%
Race	White	92%	89%	100%
	Af/Am	8%	11%	0%
	Other	0%	0%	0%
Total Years in Custody	0-2	92%	67%	0%
	2-4	8%	33%	0%
	4+	0%	0%	100%
Court Rationale for Placement				
· Neglect		50%	0%	0%
· Dependency		23%	67%	0%
· Physical abuse		15%	11%	0%
· Sexual abuse		8%	22%	0%
· Delinquency, Unruly, other		4%	0%	100%
Placement Type				
· Licensed Foster Home		100%	100%	100%
· Approved Relative/Kinship Home		0%	0%	0%
· Group/Residential Care		0%	0%	0%
· Adoptive Placement		0%	0%	0%
· Independent Living Placement/Other		0%	0%	0%

2003	Tracking Kids in Care	2005
16	Total # of children reunified with parents or legal guardian	19
2	Total awards of legal custody to relatives	6
0	Total # of adoptions finalized	3
0	Total # of children waiting to be adopted	3
2	Total # of youth who aged out of care	1
7	Total # of children placed out of county	7
N/A	Median # of days for adoption finalization from permanent custody	372
189	Median # of days in out-of-home care	160
10,924	Total # of placement days	13,456

Staffing & Safety	
PCSAO's recommended caseload size is compared to the county average for January 2006 below.	
New Investigations	
PCSAO	12
Fayette	29
Ongoing Cases	
PCSAO	13
Fayette	25
Worker Safety Incidents Reported: 3	
Definition: Any type of verbal or physical harm endured by case-workers related to their job.	

PUBLIC EXPENDITURES



2005 Expenditures

Total:	\$467,395	100%
Federal	\$136,406	29%
State	\$235,512	50%
Local ¹	\$95,477	21%

¹ Of Ohio's 88 counties, this county was not among the 43 that maintained a children services levy in 2005.

2005 Title IV-E Adoption Assistance and State Adoption Maintenance Subsidies

Monthly subsidies are provided to families that adopt special needs children to aid in the ongoing care of those children. Currently, Ohio's base subsidy is only \$8.22 per day or \$250 per month.

TOTAL: \$48,000

45% State • 55% Federal

2005 Purchase of Services

Out-of-home care was purchased from private sources for 29% of all the children in custody. Of those children, 91% were in temporary custody, 0% were in permanent custody and 9% were in a planned permanent living arrangement.