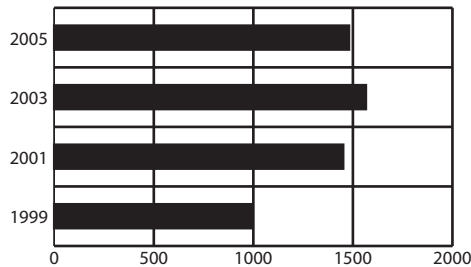


# FAIRFIELD COUNTY

Population	138,423
<i>Caucasian 93% · African American 4% · Hispanic 1% · Other 2%</i>	
Population under age 18	33,603 · 24%
Households with two parents	37%
Grandparents raising grandchildren	707
Annual unemployment rate	2000 · 3.3% 2005 · 5.3%
Per capita income	\$30,383
High school graduation rate	94%

## Local Trends on Abuse and Neglect

In 2005, new reports of child abuse and neglect totaled 1,480. Ohio law requires children services to begin investigations on new reports within 24 hours. A comprehensive assessment of safety and risk also is required.



The unduplicated number of new reports in 2005 and the percentage of total reports it represents fall within the following five categories:

Physical abuse	122	8%
Neglect	207	14%
Sexual abuse	172	12%
Emotional maltreatment	9	1%
Dependency, Other	970	65%
<b>Total</b>	<b>1,480</b>	<b>100%</b>

## SUPPORTS TO SELF SUFFICIENCY

Below are comparisons of supports in January 2006 to those in January 2000.

### Ohio Works First/TANF

Jan. 2006	Recipients who received cash assistance <b>INCREASED 63%</b> . 67% of the recipients are children. A typical family of 3 received \$378 per month in 2006.
<b>1,830</b>	
Jan. 2000	
<b>1,125</b>	

### Child Only Ohio Works First/TANF

Jan. 2006	Children living with relative caregivers and receiving "Child Only" TANF <b>INCREASED 99%</b> . Statewide, a sibling group averages 1.5 children. Caregivers receive \$245 per month for the first child, plus \$91/sibling.
<b>391</b>	
Jan. 2000	
<b>196</b>	

### Ohio Direction Card (formerly food stamps)

Jan. 2006	The number of county residents who received nutritional assistance <b>INCREASED 190%</b> . Average card value statewide was \$98 per month in 2006.
<b>9,389</b>	
Jan. 2000	
<b>3,239</b>	

### Subsidized Child Care

Jan. 2006	The number of children whose families received subsidized child care <b>INCREASED 30%</b> .
<b>550</b>	
Jan. 2000	
<b>422</b>	

### Child Support & Paternity Establishment

FFY 2005	Child Support collections <b>INCREASED 4%</b> . The number of paternities established for non-marital births <b>INCREASED 30%</b> .
<b>\$20.8 m</b>	
FFY 2003	
<b>\$19.9 m</b>	

## SUPPORTING HEALTHY CHILDREN

**Healthy Start/Medicaid** · Countywide, **10,091** children were served by Healthy Start/Medicaid in February 2006.

**Help Me Grow** · Countywide, **384** children (0-3 years) received Help Me Grow services in 2005. **213** Newborn Home Visits were provided to families in 2005.

**Early Childhood Education** · By age four, **85%** of a child's core brain structure is fully developed. However, in Ohio, only **1.37%** of public state investments in education and development is invested in preschool children.

## CONDITIONS AFFECTING ABUSE AND NEGLECT

The conditions identified below do not predispose parents to abuse or neglect their children. However, many families in the child protection system struggle with one or more of the following:

### Poverty and Employment

In 2006, a family of 3 was considered at or below 100% of poverty with an annual household income of **\$16,600**. A full-time job must pay at least \$7.98/hr to reach this level, 16% higher than the new minimum wage (\$6.85/hr).

Countywide, **POVERTY INCREASED** to 8.7% in 2004 compared to the Census 2000 rate of 5.9%. The child poverty rate increased to 10.5%, from 7.4% in the same period, leaving 3,582 county children living in poverty.

Countywide, 2,617 jobs were **GAINED** between 2000 and 2005, creating a **7.6% INCREASE IN EMPLOYMENT**.

### Affordable Housing



### Teen Births

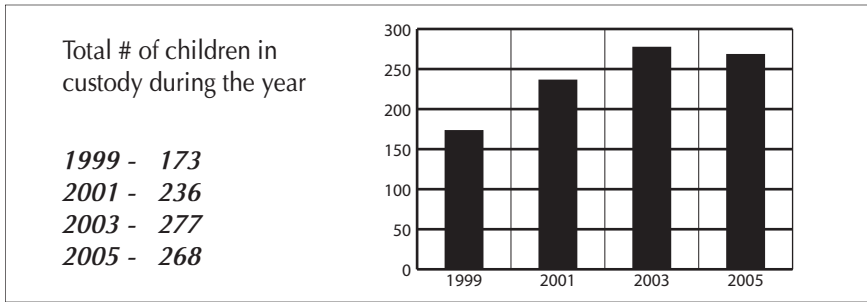
**140** Fairfield County teens, age 15-19, gave birth in 2003, making the county's teen birth rate 37.9 per one thousand teens. This compares to Ohio's teen birth rate of 53.4.

**Health Care** · An estimated **60,000** children ages birth to five do not have health insurance in Ohio.

**Access to Better Care/Mental Health** · Approximately **85%** of children in foster care experience mental health challenges.

Children and families that received FAST\$05 community based services, including the involvement of a parent advocate, experienced fewer out of home placements, a reduction in family stressors, and greater satisfaction than other families receiving mental health services.

# FAIRFIELD COUNTY PROFILES OF CHILDREN IN CUSTODY

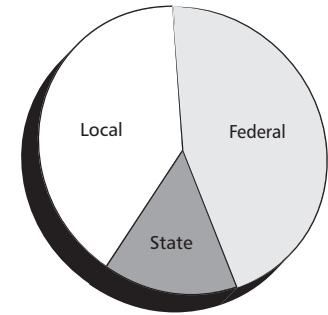


Child & Custody Profiles		Temporary Custody	Permanent Custody	Planned Permanent Living Arrangement	
Children in Custody on 1/1/06:		175	109	59	7
Age	0-5	37%	49%	0%	
	6-11	25%	24%	0%	
	12+	38%	27%	100%	
Race	White	89%	95%	100%	
	Af/Am	5%	5%	0%	
	Other	6%	0%	0%	
Total Years in Custody	0-2	95%	59%	14%	
	2-4	4%	26%	72%	
	4+	1%	15%	14%	
<b>Court Rationale for Placement</b>					
· Neglect		14%	26%	14%	
· Dependency		60%	59%	14%	
· Physical abuse		4%	3%	0%	
· Sexual abuse		0%	2%	0%	
· Delinquency, Unruly, other		22%	10%	72%	
<b>Placement Type</b>					
· Licensed Foster Home		65%	51%	86%	
· Approved Relative/Kinship Home		32%	27%	14%	
· Group/Residential Care		0%	2%	0%	
· Adoptive Placement		1%	20%	0%	
· Independent Living Placement/Other		2%	0%	0%	

2003	Tracking Kids in Care	2005
55	Total # of children reunified with parents or legal guardian	39
21	Total awards of legal custody to relatives	10
28	Total # of adoptions finalized	31
53	Total # of children waiting to be adopted	47
13	Total # of youth who aged out of care	5
51	Total # of children placed out of county	68
428	Median # of days for adoption finalization from permanent custody	475
354	Median # of days in out-of-home care	357
61,351	Total # of placement days	62,101

Staffing & Safety	
PCSAO's recommended caseload size is compared to the county average for January 2006 below.	
<b>New Investigations</b>	
PCSAO	12
Fairfield	17
<b>Ongoing Cases</b>	
PCSAO	13
Fairfield	29
Worker Safety Incidents Reported: 0	
Definition: Any type of verbal or physical harm endured by case-workers related to their job.	

# PUBLIC EXPENDITURES



**2005 Expenditures**

Total:	\$3,995,012	100%
Federal	\$1,802,668	45%
State	\$587,061	15%
Local <sup>1</sup>	\$1,605,283	40%

<sup>1</sup> Of Ohio's 88 counties, this county was not among the 43 that maintained a children services levy in 2005.

**2005 Title IV-E Adoption Assistance and State Adoption Maintenance Subsidies**

Monthly subsidies are provided to families that adopt special needs children to aid in the ongoing care of those children. Currently, Ohio's base subsidy is only \$8.22 per day or \$250 per month.

**TOTAL: \$528,116**

3% Local • 42% State • 55% Federal

**2005 Purchase of Services**

Out-of-home care was purchased from private sources for 36% of all the children in custody. Of those children, 65% were in temporary custody, 29% were in permanent custody and 6% were in a planned permanent living arrangement.

Of Ohio's 88 children services agencies, Fairfield is one of 17 agencies accredited by the Council on Accreditation.