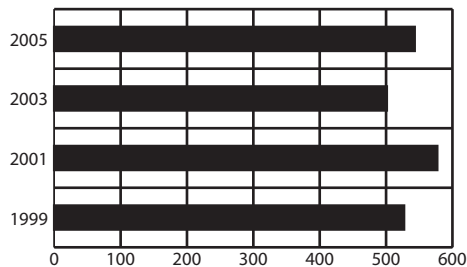


# ERIE COUNTY

Population	78,665
<i>Caucasian 87% · African American 9% · Hispanic 2% · Other 2%</i>	
Population under age 18	17,923 · 23%
Households with two parents	30%
Grandparents raising grandchildren	844
Annual unemployment rate	2000 · 4.2% 2005 · 6.3%
Per capita income	\$33,006
High school graduation rate	88%

## Local Trends on Abuse and Neglect

In 2005, new reports of child abuse and neglect totaled 543. Ohio law requires children services to begin investigations on new reports within 24 hours. A comprehensive assessment of safety and risk also is required.



The unduplicated number of new reports in 2005 and the percentage of total reports it represents fall within the following five categories:

Physical abuse	156	29%
Neglect	237	44%
Sexual abuse	130	24%
Emotional maltreatment	8	1%
Dependency, Other	12	2%
<b>Total</b>	<b>543</b>	<b>100%</b>

## SUPPORTS TO SELF SUFFICIENCY

Below are comparisons of supports in January 2006 to those in January 2000.

### Ohio Works First/TANF

Jan. 2006	401	Recipients who received cash assistance <b>DECREASED 23%.</b> 91% of the recipients are children. A typical family of 3 received \$378 per month in 2006.
Jan. 2000	524	

### Child Only Ohio Works First/TANF

Jan. 2006	329	Children living with relative caregivers and receiving "Child Only" TANF <b>INCREASED 12%.</b> Statewide, a sibling group averages 1.5 children. Caregivers receive \$245 per month for the first child, plus \$91/sibling.
Jan. 2000	293	

### Ohio Direction Card (formerly food stamps)

Jan. 2006	5,581	The number of county residents who received nutritional assistance <b>INCREASED 122%.</b> Average card value statewide was \$98 per month in 2006.
Jan. 2000	2,509	

### Subsidized Child Care

Jan. 2006	599	The number of children whose families received subsidized child care <b>DECREASED 16%.</b>
Jan. 2000	714	

### Child Support & Paternity Establishment

FFY 2005	\$17.4 m	Child Support collections <b>INCREASED 1%.</b>
FFY 2003	\$17.3 m	The number of paternitys established for non-marital births <b>INCREASED 11%.</b>

## SUPPORTING HEALTHY CHILDREN

**Healthy Start/Medicaid** · Countywide, 5,742 children were served by Healthy Start/Medicaid in February 2006.

**Help Me Grow** · Countywide, 367 children (0-3 years) received Help Me Grow services in 2005. 213 Newborn Home Visits were provided to families in 2005.

**Early Childhood Education** · By age four, 85% of a child's core brain structure is fully developed. However, in Ohio, only 1.37% of public state investments in education and development is invested in preschool children.

## CONDITIONS AFFECTING ABUSE AND NEGLECT

The conditions identified below do not predispose parents to abuse or neglect their children. However, many families in the child protection system struggle with one or more of the following:

### Poverty and Employment

In 2006, a family of 3 was considered at or below 100% of poverty with an annual household income of **\$16,600**. A full-time job must pay at least \$7.98/hr to reach this level, 16% higher than the new minimum wage (\$6.85/hr).

Countywide, **POVERTY INCREASED** to 14.8% in 2004 compared to the Census 2000 rate of 8.3%. The child poverty rate increased to 16.7%, from 11.6% in the same period, leaving 3,449 county children living in poverty.

Countywide, 4,405 jobs were **LOST** between 2000 and 2005, creating a 9.9% **DECREASE IN EMPLOYMENT**.

### Affordable Housing



### Teen Births

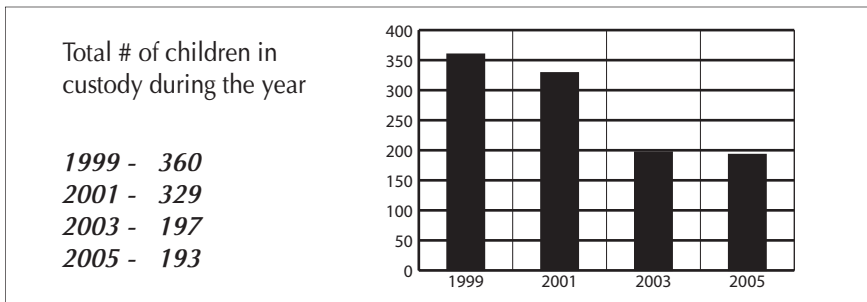
**119** Erie County teens, age 15-19, gave birth in 2003, making the county's teen birth rate 73.5 per one thousand teens. This compares to Ohio's teen birth rate of 53.4.

**Health Care** · An estimated **60,000** children ages birth to five do not have health insurance in Ohio.

**Access to Better Care/Mental Health** · Approximately **85%** of children in foster care experience mental health challenges.

Children and families that received FAST\$05 community based services, including the involvement of a parent advocate, experienced fewer out of home placements, a reduction in family stressors, and greater satisfaction than other families receiving mental health services.

# ERIE COUNTY PROFILES OF CHILDREN IN CUSTODY

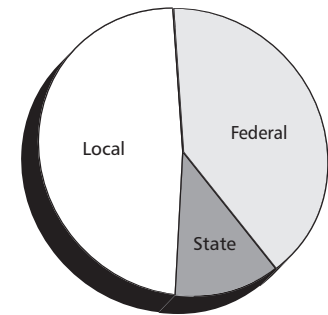


Child & Custody Profiles		Temporary Custody	Permanent Custody	Planned Permanent Living Arrangement
Children in Custody on 1/1/06:	<b>90</b>	64	12	14
Age	0-5	31%	25%	0%
	6-11	16%	0%	0%
	12+	53%	75%	100%
Race	White	78%	67%	14%
	Af/Am	22%	33%	86%
	Other	0%	0%	0%
Total Years in Custody	0-2	91%	17%	36%
	2-4	9%	8%	43%
	4+	0%	75%	21%
<b>Court Rationale for Placement</b>				
	· Neglect	13%	50%	7%
	· Dependency	53%	33%	79%
	· Physical abuse	8%	17%	0%
	· Sexual abuse	6%	0%	0%
	· Delinquency, Unruly, other	20%	0%	14%
<b>Placement Type</b>				
	· Licensed Foster Home	45%	67%	58%
	· Approved Relative/Kinship Home	42%	0%	21%
	· Group/Residential Care	11%	25%	21%
	· Adoptive Placement	0%	8%	0%
	· Independent Living Placement/Other	2%	0%	0%

2003	Tracking Kids in Care	2005
45	Total # of children reunified with parents or legal guardian	57
11	Total awards of legal custody to relatives	13
3	Total # of adoptions finalized	19
27	Total # of children waiting to be adopted	9
11	Total # of youth who aged out of care	13
61	Total # of children placed out of county	34
767	Median # of days for adoption finalization from permanent custody	521
225	Median # of days in out-of-home care	310
42,244	Total # of placement days	36,159

Staffing & Safety	
PCSAO's recommended caseload size is compared to the county average for January 2006 below.	
<b>New Investigations</b>	
PCSAO	12
Erie	10
<b>Ongoing Cases</b>	
PCSAO	13
Erie	9
Worker Safety Incidents Reported: 2	
Definition: Any type of verbal or physical harm endured by case-workers related to their job.	

# PUBLIC EXPENDITURES



## 2005 Expenditures

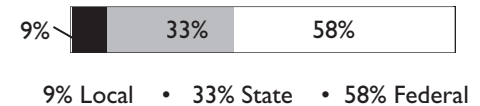
Total:	\$3,091,786	100%
Federal	\$1,245,278	40%
State	\$381,204	12%
Local <sup>1</sup>	\$1,465,304	48%

<sup>1</sup> Of Ohio's 88 counties, this county was not among the 43 that maintained a children services levy in 2005.

## 2005 Title IV-E Adoption Assistance and State Adoption Maintenance Subsidies

Monthly subsidies are provided to families that adopt special needs children to aid in the ongoing care of those children. Currently, Ohio's base subsidy is only \$8.22 per day or \$250 per month.

**TOTAL: \$350,150**



## 2005 Purchase of Services

Out-of-home care was purchased from private sources for 34% of all the children in custody. Of those children, 58% were in temporary custody, 26% were in permanent custody and 16% were in a planned permanent living arrangement.



Of Ohio's 88 children services agencies, Erie is one of 17 agencies accredited by the Council on Accreditation.