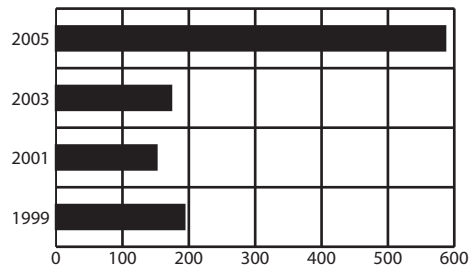


DEFIANCE COUNTY

Population	39,112
<i>Caucasian 90% · African American 2% · Hispanic 7% · Other 1%</i>	
Population under age 18	9,382 · 24%
Households with two parents	34%
Grandparents raising grandchildren	249
Annual unemployment rate	2000 · 3.7% 2005 · 6.1%
Per capita income	\$28,632
High school graduation rate	92%

Local Trends on Abuse and Neglect

In 2005, new reports of child abuse and neglect totaled 586. Ohio law requires children services to begin investigations on new reports within 24 hours. A comprehensive assessment of safety and risk also is required.



The unduplicated number of new reports in 2005 and the percentage of total reports it represents fall within the following five categories:

Physical abuse	86	14%
Neglect	116	20%
Sexual abuse	68	12%
Emotional maltreatment	13	2%
Dependency, Other	303	52%
Total	586	100%

SUPPORTS TO SELF SUFFICIENCY

Below are comparisons of supports in January 2006 to those in January 2000.

Ohio Works First/TANF

Jan. 2006	Recipients who received cash assistance INCREASED 67% . 75% of the recipients are children. A typical family of 3 received \$378 per month in 2006.
274	
Jan. 2000	
164	

Child Only Ohio Works First/TANF

Jan. 2006	Children living with relative caregivers and receiving "Child Only" TANF INCREASED 13% . Statewide, a sibling group averages 1.5 children. Caregivers receive \$245 per month for the first child, plus \$91/sibling.
103	
Jan. 2000	
91	

Ohio Direction Card (formerly food stamps)

Jan. 2006	The number of county residents who received nutritional assistance INCREASED 180% . Average card value statewide was \$98 per month in 2006.
2,582	
Jan. 2000	
921	

Subsidized Child Care

Jan. 2006	The number of children whose families received subsidized child care INCREASED 13% .
177	
Jan. 2000	
157	

Child Support & Paternity Establishment

FFY 2005	Child Support collections DECREASED 4% . The number of paternitys established for non-marital births INCREASED 1% .
\$7.7 m	
FFY 2003	
\$8.0 m	

CONDITIONS

AFFECTING ABUSE AND NEGLECT

The conditions identified below do not predispose parents to abuse or neglect their children. However, many families in the child protection system struggle with one or more of the following:

Poverty and Employment

In 2006, a family of 3 was considered at or below 100% of poverty with an annual household income of **\$16,600**. A full-time job must pay at least \$7.98/hr to reach this level, 16% higher than the new minimum wage (\$6.85/hr).

Countywide, **POVERTY INCREASED** to 7.8% in 2004 compared to the Census 2000 rate of 5.6%. The child poverty rate increased to 12.2%, from 6.4% in the same period, leaving 1,233 county children living in poverty.

Countywide, 1,748 jobs were **LOST** between 2000 and 2005, creating a 9.3% **DECREASE IN EMPLOYMENT**.

Affordable Housing



Teen Births

51 Defiance County teens, age 15-19, gave birth in 2003, making the county's teen birth rate 49.0 per one thousand teens. This compares to Ohio's teen birth rate of 53.4.

SUPPORTING HEALTHY CHILDREN

Healthy Start/Medicaid · Countywide, 2,950 children were served by Healthy Start/Medicaid in February 2006.

Help Me Grow · Countywide, 235 children (0-3 years) received Help Me Grow services in 2005. 122 Newborn Home Visits were provided to families in 2005.

Early Childhood Education · By age four, 85% of a child's core brain structure is fully developed. However, in Ohio, only 1.37% of public state investments in education and development is invested in preschool children.

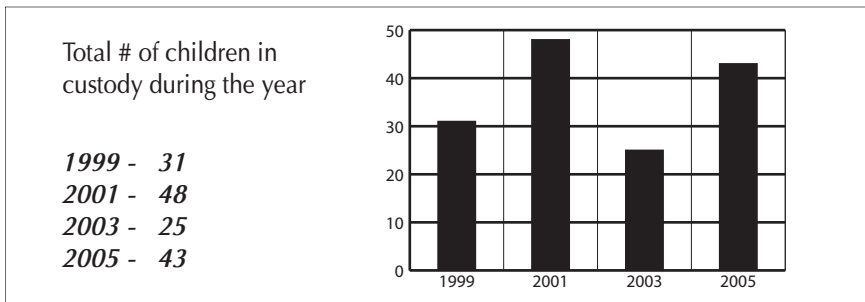
Health Care · An estimated 60,000 children ages birth to five do not have health insurance in Ohio.

Access to Better Care/Mental Health · Approximately 85% of children in foster care experience mental health challenges.

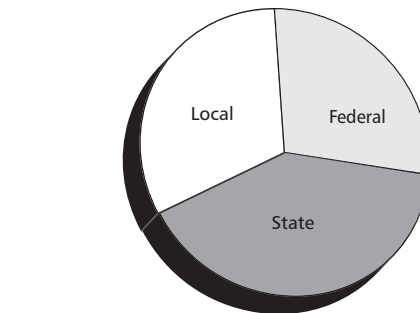
Children and families that received FAST\$05 community based services, including the involvement of a parent advocate, experienced fewer out of home placements, a reduction in family stressors, and greater satisfaction than other families receiving mental health services.

DEFIANCE COUNTY PROFILES OF CHILDREN IN CUSTODY

PUBLIC EXPENDITURES



2003	Tracking Kids in Care	2005
7	Total # of children reunified with parents or legal guardian	12
1	Total awards of legal custody to relatives	2
1	Total # of adoptions finalized	6
4	Total # of children waiting to be adopted	1
0	Total # of youth who aged out of care	1
2	Total # of children placed out of county	0
157	Median # of days for adoption finalization from permanent custody	573
4	Median # of days in out-of-home care	71
4,509	Total # of placement days	6,717



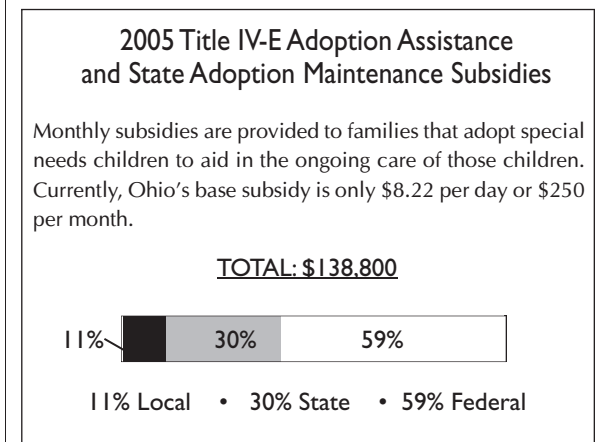
2005 Expenditures

Total:	\$576,755	100%
Federal	\$158,686	28%
State	\$233,594	40%
Local ¹	\$184,475	32%

¹ Of Ohio's 88 counties, this county was not among the 43 that maintained a children services levy in 2005.

Child & Custody Profiles		Temporary Custody	Permanent Custody	Planned Permanent Living Arrangement	
Children in Custody on 1/1/06:		22	19	3	0
Age	0-5	42%	33%	0%	
	6-11	42%	0%	0%	
	12+	16%	67%	0%	
Race	White	42%	67%	0%	
	Af/Am	16%	33%	0%	
	Other	42%	0%	0%	
Total Years in Custody	0-2	100%	67%	0%	
	2-4	0%	0%	0%	
	4+	0%	33%	0%	
Court Rationale for Placement					
· Neglect		58%	0%	0%	
· Dependency		0%	34%	0%	
· Physical abuse		0%	0%	0%	
· Sexual abuse		10%	33%	0%	
· Delinquency, Unruly, other		32%	33%	0%	
Placement Type					
· Licensed Foster Home		68%	100%	0%	
· Approved Relative/Kinship Home		32%	0%	0%	
· Group/Residential Care		0%	0%	0%	
· Adoptive Placement		0%	0%	0%	
· Independent Living Placement/Other		0%	0%	0%	

Staffing & Safety	
PCSAO's recommended caseload size is compared to the county average for January 2006 below.	
New Investigations	
PCSAO	12
Defiance	7
Ongoing Cases	
PCSAO	13
Defiance	16
Worker Safety Incidents Reported: 0	
Definition: Any type of verbal or physical harm endured by case-workers related to their job.	



2005 Purchase of Services

Out-of-home care was purchased from private sources for 14% of all the children in custody. Of those children, 67% were in temporary custody, 33% were in permanent custody and 0% were in a planned permanent living arrangement.