

# DARKE COUNTY

Population 52,983

Caucasian 98% · African American 0% ·  
Hispanic 1% · Other 1%

Population under age 18 12,769 · 24%

Households with two parents 33%

Grandparents raising grandchildren 253

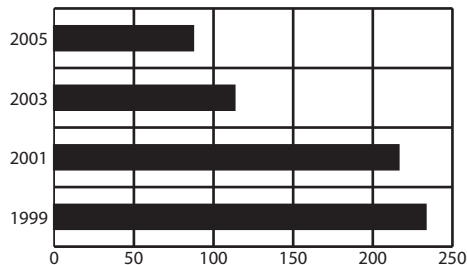
Annual unemployment rate 2000 · 3.9%  
2005 · 5.9%

Per capita income \$27,593

High school graduation rate 94%

## Local Trends on Abuse and Neglect

In 2005, new reports of child abuse and neglect totaled 87. Ohio law requires children services to begin investigations on new reports within 24 hours. A comprehensive assessment of safety and risk also is required.



The unduplicated number of new reports in 2005 and the percentage of total reports it represents fall within the following five categories:

Physical abuse	35	40%
Neglect	19	22%
Sexual abuse	29	33%
Emotional maltreatment	0	0%
Dependency, Other	4	5%
<b>Total</b>	<b>87</b>	<b>100%</b>

## SUPPORTS TO SELF SUFFICIENCY

Below are comparisons of supports in January 2006 to those in January 2000.

### Ohio Works First/TANF

Jan. 2006	277	Recipients who received cash assistance <b>DECREASED 8%</b> . 74% of the recipients are children. A typical family of 3 received \$378 per month in 2006.
Jan. 2000	301	

### Child Only Ohio Works First/TANF

Jan. 2006	99	Children living with relative caregivers and receiving "Child Only" TANF <b>INCREASED 13%</b> . Statewide, a sibling group averages 1.5 children. Caregivers receive \$245 per month for the first child, plus \$91/sibling.
Jan. 2000	88	

### Ohio Direction Card (formerly food stamps)

Jan. 2006	2,123	The number of county residents who received nutritional assistance <b>INCREASED 91%</b> . Average card value statewide was \$98 per month in 2006.
Jan. 2000	1,110	

### Subsidized Child Care

Jan. 2006	74	The number of children whose families received subsidized child care <b>DECREASED 45%</b> .
Jan. 2000	135	

### Child Support & Paternity Establishment

FFY 2005	\$8.4 m	Child Support collections <b>INCREASED 4%</b> . The number of paternities established for non-marital births <b>INCREASED 4%</b> .
FFY 2003	\$8.1 m	

## SUPPORTING HEALTHY CHILDREN

**Healthy Start/Medicaid** · Countywide, 3,077 children were served by Healthy Start/Medicaid in February 2006.

**Help Me Grow** · Countywide, 163 children (0-3 years) received Help Me Grow services in 2005. 147 Newborn Home Visits were provided to families in 2005.

**Early Childhood Education** · By age four, 85% of a child's core brain structure is fully developed. However, in Ohio, only 1.37% of public state investments in education and development is invested in preschool children.

## CONDITIONS AFFECTING ABUSE AND NEGLECT

The conditions identified below do not predispose parents to abuse or neglect their children. However, many families in the child protection system struggle with one or more of the following:

### Poverty and Employment

In 2006, a family of 3 was considered at or below 100% of poverty with an annual household income of **\$16,600**. A full-time job must pay at least \$7.98/hr to reach this level, 16% higher than the new minimum wage (\$6.85/hr).

Countywide, **POVERTY INCREASED** to 9.5% in 2004 compared to the Census 2000 rate of 8.0%. The child poverty rate decreased to 6.9%, from 10.1% in the same period, leaving 924 county children living in poverty.

Countywide, 996 jobs were **LOST** between 2000 and 2005, creating a 5.1% **DECREASE IN EMPLOYMENT**.

### Affordable Housing



### Teen Births

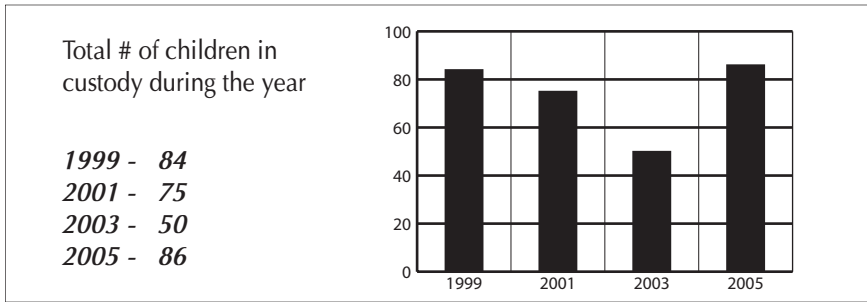
**60** Darke County teens, age 15-19, gave birth in 2003, making the county's teen birth rate 45.7 per one thousand teens. This compares to Ohio's teen birth rate of 53.4.

**Health Care** · An estimated **60,000** children ages birth to five do not have health insurance in Ohio.

**Access to Better Care/Mental Health** · Approximately **85%** of children in foster care experience mental health challenges.

Children and families that received FAST\$05 community based services, including the involvement of a parent advocate, experienced fewer out of home placements, a reduction in family stressors, and greater satisfaction than other families receiving mental health services.

# DARKE COUNTY PROFILES OF CHILDREN IN CUSTODY

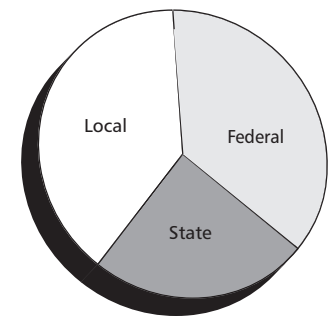


Child & Custody Profiles		Temporary Custody	Permanent Custody	Planned Permanent Living Arrangement
Children in Custody on 1/1/06:		34	4	6
Age	0-5	38%	100%	0%
	6-11	21%	0%	0%
	12+	41%	0%	100%
Race	White	91%	100%	100%
	Af/Am	9%	0%	0%
	Other	0%	0%	0%
Total Years in Custody	0-2	100%	100%	17%
	2-4	0%	0%	0%
	4+	0%	0%	83%
<b>Court Rationale for Placement</b>				
· Neglect		9%	0%	0%
· Dependency		47%	100%	50%
· Physical abuse		15%	0%	0%
· Sexual abuse		3%	0%	17%
· Delinquency, Unruly, other		26%	0%	33%
<b>Placement Type</b>				
· Licensed Foster Home		50%	50%	50%
· Approved Relative/Kinship Home		21%	0%	0%
· Group/Residential Care		29%	0%	50%
· Adoptive Placement		0%	50%	0%
· Independent Living Placement/Other		0%	0%	0%

2003	Tracking Kids in Care	2005
16	Total # of children reunified with parents or legal guardian	24
3	Total awards of legal custody to relatives	7
2	Total # of adoptions finalized	3
4	Total # of children waiting to be adopted	2
2	Total # of youth who aged out of care	6
9	Total # of children placed out of county	15
357	Median # of days for adoption finalization from permanent custody	219
222	Median # of days in out-of-home care	297
10,652	Total # of placement days	18,555

Staffing & Safety	
PCSAO's recommended caseload size is compared to the county average for January 2006 below.	
<b>New Investigations</b>	
PCSAO	12
Darke	1
<b>Ongoing Cases</b>	
PCSAO	13
Darke	14
Worker Safety Incidents Reported: 0	
Definition: Any type of verbal or physical harm endured by case-workers related to their job.	

# PUBLIC EXPENDITURES



## 2005 Expenditures

Total:	\$1,194,500	100%
Federal	\$441,049	37%
State	\$293,429	25%
Local <sup>1</sup>	\$460,022	38%

<sup>1</sup> Of Ohio's 88 counties, this county was not among the 43 that maintained a children services levy in 2005.

### 2005 Title IV-E Adoption Assistance and State Adoption Maintenance Subsidies

Monthly subsidies are provided to families that adopt special needs children to aid in the ongoing care of those children. Currently, Ohio's base subsidy is only \$8.22 per day or \$250 per month.

**TOTAL: \$137,680**

10% Local • 41% State • 49% Federal

### 2005 Purchase of Services

Out-of-home care was purchased from private sources for 48% of all the children in custody. Of those children, 62% were in temporary custody, 9% were in permanent custody and 29% were in a planned permanent living arrangement.