

# CUYAHOGA COUNTY

Population 1,335,317

Caucasian 65% · African American 28% ·  
Hispanic 4% · Other 3%

Population under age 18 322,877 · 24%

Households with two parents 29%

Grandparents raising grandchildren 12,256

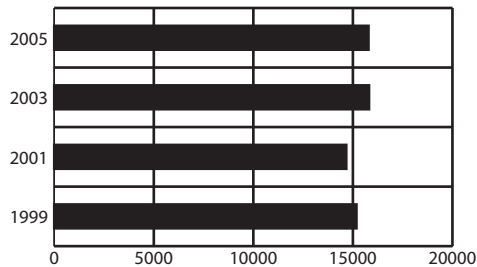
Annual unemployment rate 2000 · 4.0%  
2005 · 6.2%

Per capita income \$35,463

High school graduation rate 76%

## Local Trends on Abuse and Neglect

In 2005, new reports of child abuse and neglect totaled 15,782. Ohio law requires children services to begin investigations on new reports within 24 hours. A comprehensive assessment of safety and risk also is required.



The unduplicated number of new reports in 2005 and the percentage of total reports it represents fall within the following five categories:

Physical abuse	4,574	29%
Neglect	7,994	51%
Sexual abuse	1,952	12%
Emotional maltreatment	0	0%
Dependency, Other	1,262	8%
<b>Total</b>	<b>15,782</b>	<b>100%</b>

## SUPPORTS TO SELF SUFFICIENCY

Below are comparisons of supports in January 2006 to those in January 2000.

### Ohio Works First/TANF

Jan. 2006	Recipients who received cash assistance <b>DECREASED 60%</b> . 77% of the recipients are children. A typical family of 3 received \$378 per month in 2006.
<b>26,208</b>	
Jan. 2000	
<b>65,331</b>	

### Child Only Ohio Works First/TANF

Jan. 2006	Children living with relative caregivers and receiving "Child Only" TANF <b>DECREASED 2%</b> . Statewide, a sibling group averages 1.5 children. Caregivers receive \$245 per month for the first child, plus \$91/sibling.
<b>11,047</b>	
Jan. 2000	
<b>11,304</b>	

### Ohio Direction Card (formerly food stamps)

Jan. 2006	The number of county residents who received nutritional assistance <b>INCREASED 46%</b> . Average card value statewide was \$98 per month in 2006.
<b>180,137</b>	
Jan. 2000	
<b>123,749</b>	

### Subsidized Child Care

Jan. 2006	The number of children whose families received subsidized child care <b>INCREASED 48%</b> .
<b>22,743</b>	
Jan. 2000	
<b>15,344</b>	

### Child Support & Paternity Establishment

FFY 2005	Child Support collections <b>INCREASED 7%</b> . The number of paternities established for non-marital births <b>DECREASED 10%</b> .
<b>\$246.4 m</b>	
FFY 2003	
<b>\$229.8 m</b>	

## SUPPORTING HEALTHY CHILDREN

**Healthy Start/Medicaid** · Countywide, 139,742 children were served by Healthy Start/Medicaid in February 2006.

**Help Me Grow** · Countywide, 10,180 children (0-3 years) received Help Me Grow services in 2005. 6,091 Newborn Home Visits were provided to families in 2005.

**Early Childhood Education** · By age four, 85% of a child's core brain structure is fully developed. However, in Ohio, only 1.37% of public state investments in education and development is invested in preschool children.

## CONDITIONS AFFECTING ABUSE AND NEGLECT

The conditions identified below do not predispose parents to abuse or neglect their children. However, many families in the child protection system struggle with one or more of the following:

### Poverty and Employment

In 2006, a family of 3 was considered at or below 100% of poverty with an annual household income of **\$16,600**. A full-time job must pay at least \$7.98/hr to reach this level, 16% higher than the new minimum wage (\$6.85/hr).

Countywide, **POVERTY INCREASED** to 19.8% in 2004 compared to the Census 2000 rate of 13.1%. The child poverty rate increased to 24.6%, from 19.4% in the same period, leaving 76,551 county children living in poverty.

Countywide, 75,733 jobs were **LOST** between 2000 and 2005, creating a 9.3% **DECREASE IN EMPLOYMENT**.

### Affordable Housing



### Teen Births

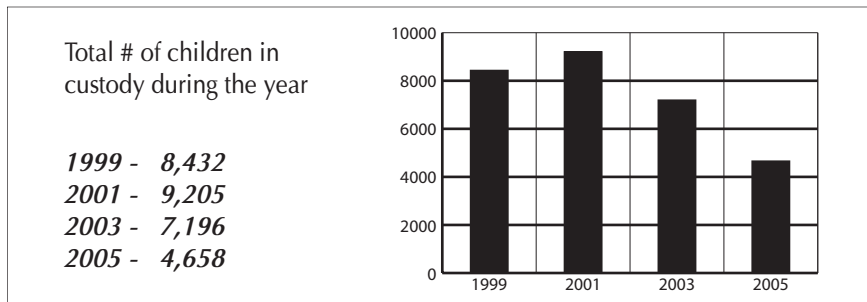
1,824 Cuyahoga County teens, age 15-19, gave birth in 2003, making the county's teen birth rate 72.4 per one thousand teens. This compares to Ohio's teen birth rate of 53.4.

**Health Care** · An estimated 60,000 children ages birth to five do not have health insurance in Ohio.

**Access to Better Care/Mental Health** · Approximately 85% of children in foster care experience mental health challenges.

Children and families that received FAST\$05 community based services, including the involvement of a parent advocate, experienced fewer out of home placements, a reduction in family stressors, and greater satisfaction than other families receiving mental health services.

# CUYAHOGA COUNTY PROFILES OF CHILDREN IN CUSTODY

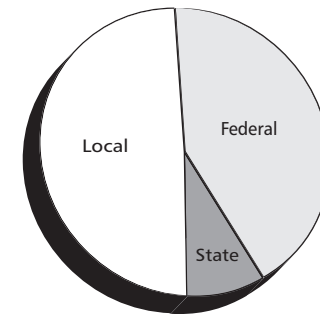


Child & Custody Profiles		Temporary Custody	Permanent Custody	Planned Permanent Living Arrangement
Children in Custody on 1/1/06:		2,933	1,334	488
Age	0-5	46%	22%	0%
	6-11	19%	28%	5%
	12+	35%	50%	95%
Race	White	26%	20%	28%
	Af/Am	71%	78%	70%
	Other	3%	2%	2%
Total Years in Custody	0-2	90%	15%	27%
	2-4	6%	29%	39%
	4+	4%	56%	34%
<b>Court Rationale for Placement</b>				
· Neglect		46%	57%	38%
· Dependency		15%	11%	21%
· Physical abuse		8%	11%	6%
· Sexual abuse		3%	4%	5%
· Delinquency, Unruly, other		28%	17%	30%
<b>Placement Type</b>				
· Licensed Foster Home		50%	64%	53%
· Approved Relative/Kinship Home		34%	11%	5%
· Group/Residential Care		10%	9%	32%
· Adoptive Placement		0%	13%	0%
· Independent Living Placement/Other		6%	3%	10%

2003	Tracking Kids in Care	2005
1,114	Total # of children reunified with parents or legal guardian	566
486	Total awards of legal custody to relatives	235
733	Total # of adoptions finalized	509
994	Total # of children waiting to be adopted	669
258	Total # of youth who aged out of care	265
1,010	Total # of children placed out of county	610
517	Median # of days for adoption finalization from permanent custody	545
464	Median # of days in out-of-home care	536
1.8 m	Total # of placement days	1.2 m

Staffing & Safety	
PCSAO's recommended caseload size is compared to the county average for January 2006 below.	
<b>New Investigations</b>	
PCSAO	12
Cuyahoga	12
<b>Ongoing Cases</b>	
PCSAO	13
Cuyahoga	15
Worker Safety Incidents Reported: 21	
Definition: Any type of verbal or physical harm endured by case-workers related to their job.	

# PUBLIC EXPENDITURES



## 2005 Expenditures

Total:	\$98,745,348	100%
Federal	\$40,901,470	42%
State	\$9,177,259	9%
Local <sup>1</sup>	\$48,666,619	49%

<sup>1</sup> Of Ohio's 88 counties, this county was among the 43 that maintained a children services levy in 2005.

## 2005 Title IV-E Adoption Assistance and State Adoption Maintenance Subsidies

Monthly subsidies are provided to families that adopt special needs children to aid in the ongoing care of those children. Currently, Ohio's base subsidy is only \$8.22 per day or \$250 per month.

**TOTAL: \$36,452,920**



23% Local • 19% State • 58% Federal

## 2005 Purchase of Services

Out-of-home care was purchased from private sources for 56% of all the children in custody. Of those children, 36% were in temporary custody, 42% were in permanent custody and 22% were in a planned permanent living arrangement.