

CRAWFORD COUNTY

Population 45,774

Caucasian 97% · African American 1% ·
Hispanic 1% · Other 1%

Population under age 18 10,687 · 23%

Households with two parents 31%

Grandparents raising grandchildren 282

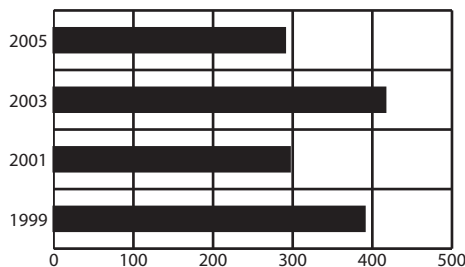
Annual unemployment rate 2000 · 4.3%
2005 · 6.8%

Per capita income \$25,387

High school graduation rate 90%

Local Trends on Abuse and Neglect

In 2005, new reports of child abuse and neglect totaled 290. Ohio law requires children services to begin investigations on new reports within 24 hours. A comprehensive assessment of safety and risk also is required.



The unduplicated number of new reports in 2005 and the percentage of total reports it represents fall within the following five categories:

| | | |
|------------------------|------------|-------------|
| Physical abuse | 61 | 21% |
| Neglect | 80 | 28% |
| Sexual abuse | 68 | 23% |
| Emotional maltreatment | 0 | 0% |
| Dependency, Other | 81 | 28% |
| Total | 290 | 100% |

SUPPORTS TO SELF SUFFICIENCY

Below are comparisons of supports in January 2006 to those in January 2000.

Ohio Works First/TANF

| | |
|-----------|---|
| Jan. 2006 | Recipients who received cash assistance 455 |
| Jan. 2000 | Recipients who received cash assistance 558 |

DECREASED 18%. 72% of the recipients are children. A typical family of 3 received \$378 per month in 2006.

Child Only Ohio Works First/TANF

| | |
|-----------|--|
| Jan. 2006 | Children living with relative caregivers and receiving "Child Only" TANF 134 |
| Jan. 2000 | Children living with relative caregivers and receiving "Child Only" TANF 137 |

DECREASED 2%. Statewide, a sibling group averages 1.5 children. Caregivers receive \$245 per month for the first child, plus \$91/sibling.

Ohio Direction Card (formerly food stamps)

| | |
|-----------|--|
| Jan. 2006 | The number of county residents who received nutritional assistance 4,264 |
| Jan. 2000 | The number of county residents who received nutritional assistance 2,240 |

INCREASED 90%. Average card value statewide was \$98 per month in 2006.

Subsidized Child Care

| | |
|-----------|--|
| Jan. 2006 | The number of children whose families received subsidized child care 206 |
| Jan. 2000 | The number of children whose families received subsidized child care 252 |

DECREASED 18%.

Child Support & Paternity Establishment

| | |
|----------|---|
| FFY 2005 | Child Support collections \$9.2 m |
| FFY 2003 | Child Support collections \$9.1 m |

INCREASED 1%. The number of paternitys established for non-marital births DECREASED 6%.

SUPPORTING HEALTHY CHILDREN

Healthy Start/Medicaid · Countywide, 4,170 children were served by Healthy Start/Medicaid in February 2006.

Help Me Grow · Countywide, 250 children (0-3 years) received Help Me Grow services in 2005. 169 Newborn Home Visits were provided to families in 2005.

Early Childhood Education · By age four, 85% of a child's core brain structure is fully developed. However, in Ohio, only 1.37% of public state investments in education and development is invested in preschool children.

CONDITIONS AFFECTING ABUSE AND NEGLECT

The conditions identified below do not predispose parents to abuse or neglect their children. However, many families in the child protection system struggle with one or more of the following:

Poverty and Employment

In 2006, a family of 3 was considered at or below 100% of poverty with an annual household income of **\$16,600**. A full-time job must pay at least \$7.98/hr to reach this level, 16% higher than the new minimum wage (\$6.85/hr).

Countywide, **POVERTY INCREASED** to 11.4% in 2004 compared to the Census 2000 rate of 10.4%. The child poverty rate decreased to 10.8%, from 13.7% in the same period, leaving 1,191 county children living in poverty.

Countywide, 1,630 jobs were **LOST** between 2000 and 2005, creating a 9.3% **DECREASE IN EMPLOYMENT**.

Affordable Housing



Teen Births

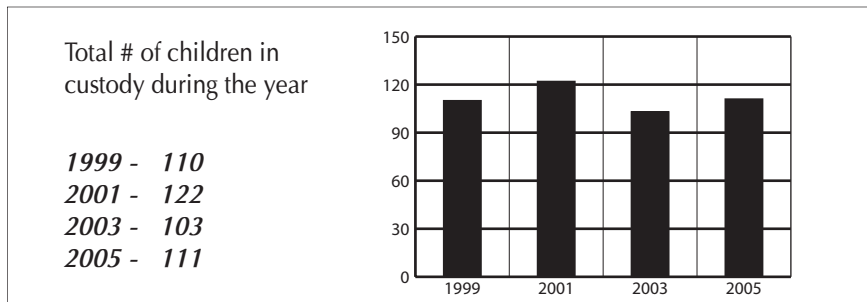
71 Crawford County teens, age 15-19, gave birth in 2003, making the county's teen birth rate 60.0 per one thousand teens. This compares to Ohio's teen birth rate of 53.4.

Health Care · An estimated 60,000 children ages birth to five do not have health insurance in Ohio.

Access to Better Care/Mental Health · Approximately 85% of children in foster care experience mental health challenges.

Children and families that received FAST\$05 community based services, including the involvement of a parent advocate, experienced fewer out of home placements, a reduction in family stressors, and greater satisfaction than other families receiving mental health services.

CRAWFORD COUNTY PROFILES OF CHILDREN IN CUSTODY

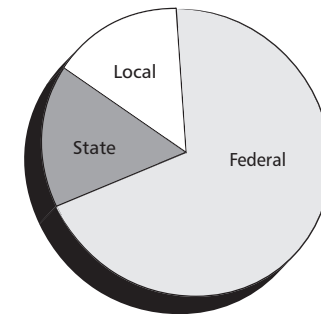


| Child & Custody Profiles | | Temporary Custody | Permanent Custody | Planned Permanent Living Arrangement | |
|--------------------------------------|-------|-------------------|-------------------|--------------------------------------|---|
| Children in Custody on 1/1/06: | | 48 | 39 | 5 | 4 |
| Age | 0-5 | 15% | 40% | 0% | |
| | 6-11 | 26% | 0% | 0% | |
| | 12+ | 59% | 60% | 100% | |
| Race | White | 97% | 100% | 100% | |
| | Af/Am | 3% | 0% | 0% | |
| | Other | 0% | 0% | 0% | |
| Total Years in Custody | 0-2 | 90% | 60% | 50% | |
| | 2-4 | 10% | 20% | 25% | |
| | 4+ | 0% | 20% | 25% | |
| | | | | | |
| Court Rationale for Placement | | | | | |
| · Neglect | | 26% | 60% | 25% | |
| · Dependency | | 26% | 0% | 0% | |
| · Physical abuse | | 7% | 0% | 0% | |
| · Sexual abuse | | 5% | 0% | 0% | |
| · Delinquency, Unruly, other | | 36% | 40% | 75% | |
| Placement Type | | | | | |
| · Licensed Foster Home | | 69% | 80% | 75% | |
| · Approved Relative/Kinship Home | | 0% | 0% | 0% | |
| · Group/Residential Care | | 31% | 20% | 25% | |
| · Adoptive Placement | | 0% | 0% | 0% | |
| · Independent Living Placement/Other | | 0% | 0% | 0% | |

| 2003 | Tracking Kids in Care | 2005 |
|--------|---|--------|
| 23 | Total # of children reunified with parents or legal guardian | 27 |
| 6 | Total awards of legal custody to relatives | 5 |
| 1 | Total # of adoptions finalized | 7 |
| 12 | Total # of children waiting to be adopted | 5 |
| 3 | Total # of youth who aged out of care | 9 |
| 26 | Total # of children placed out of county | 29 |
| 247 | Median # of days for adoption finalization from permanent custody | 363 |
| 231 | Median # of days in out-of-home care | 134 |
| 19,410 | Total # of placement days | 19,408 |

| Staffing & Safety | |
|---|----|
| PCSAO's recommended caseload size is compared to the county average for January 2006 below. | |
| New Investigations | |
| PCSAO | 12 |
| Crawford | 12 |
| Ongoing Cases | |
| PCSAO | 13 |
| Crawford | 13 |
| Worker Safety Incidents Reported: 0 | |
| Definition: Any type of verbal or physical harm endured by case-workers related to their job. | |

PUBLIC EXPENDITURES



2005 Expenditures

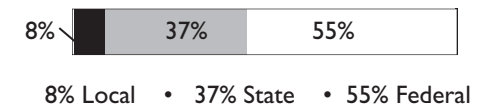
| Total: | \$1,621,141 | 100% |
|--------------------|-------------|------|
| Federal | \$1,115,959 | 69% |
| State | \$261,443 | 16% |
| Local ¹ | \$243,739 | 15% |

¹ Of Ohio's 88 counties, this county was among the 43 that maintained a children services levy in 2005.

2005 Title IV-E Adoption Assistance and State Adoption Maintenance Subsidies

Monthly subsidies are provided to families that adopt special needs children to aid in the ongoing care of those children. Currently, Ohio's base subsidy is only \$8.22 per day or \$250 per month.

TOTAL: \$162,992



2005 Purchase of Services

Out-of-home care was purchased from private sources for 33% of all the children in custody. Of those children, 81% were in temporary custody, 6% were in permanent custody and 13% were in a planned permanent living arrangement.