

COLUMBIANA COUNTY

Population 110,928

Caucasian 96% · African American 2% ·
Hispanic 1% · Other 1%

Population under age 18 24,609 · 22%

Households with two parents 32%

Grandparents raising grandchildren 770

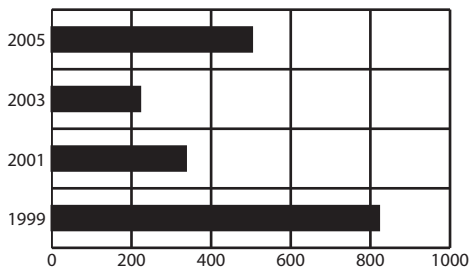
Annual unemployment rate 2000 · 4.8%
2005 · 7.2%

Per capita income \$24,038

High school graduation rate 94%

Local Trends on Abuse and Neglect

In 2005, new reports of child abuse and neglect totaled 502. Ohio law requires children services to begin investigations on new reports within 24 hours. A comprehensive assessment of safety and risk also is required.



The unduplicated number of new reports in 2005 and the percentage of total reports it represents fall within the following five categories:

Physical abuse	181	36%
Neglect	185	37%
Sexual abuse	134	27%
Emotional maltreatment	2	0%
Dependency, Other	0	0%
Total	502	100%

SUPPORTS TO SELF SUFFICIENCY

Below are comparisons of supports in January 2006 to those in January 2000.

Ohio Works First/TANF

Jan. 2006	Recipients who received cash assistance INCREASED 8% . 80% of the recipients are children. A typical family of 3 received \$378 per month in 2006.
968	
Jan. 2000	
893	

Child Only Ohio Works First/TANF

Jan. 2006	Children living with relative caregivers and receiving "Child Only" TANF INCREASED 30% . Statewide, a sibling group averages 1.5 children. Caregivers receive \$245 per month for the first child, plus \$91/sibling.
494	
Jan. 2000	
380	

Ohio Direction Card (formerly food stamps)

Jan. 2006	The number of county residents who received nutritional assistance INCREASED 83% . Average card value statewide was \$98 per month in 2006.
12,001	
Jan. 2000	
6,542	

Subsidized Child Care

Jan. 2006	The number of children whose families received subsidized child care INCREASED 24% .
907	
Jan. 2000	
731	

Child Support & Paternity Establishment

FFY 2005	Child Support collections DECREASED 1% . The number of paternities established for non-marital births INCREASED 15% .
\$19.1 m	
FFY 2003	
\$19.3 m	

SUPPORTING HEALTHY CHILDREN

Healthy Start/Medicaid · Countywide, **10,769** children were served by Healthy Start/Medicaid in February 2006.

Help Me Grow · Countywide, **426** children (0-3 years) received Help Me Grow services in 2005. **190** Newborn Home Visits were provided to families in 2005.

Early Childhood Education · By age four, **85%** of a child's core brain structure is fully developed. However, in Ohio, only **1.37%** of public state investments in education and development is invested in preschool children.

CONDITIONS AFFECTING ABUSE AND NEGLECT

The conditions identified below do not predispose parents to abuse or neglect their children. However, many families in the child protection system struggle with one or more of the following:

Poverty and Employment

In 2006, a family of 3 was considered at or below 100% of poverty with an annual household income of **\$16,600**. A full-time job must pay at least \$7.98/hr to reach this level, 16% higher than the new minimum wage (\$6.85/hr).

Countywide, **POVERTY INCREASED** to 21.2% in 2004 compared to the Census 2000 rate of 11.5%. The child poverty rate increased to 29.5%, from 16.2% in the same period, leaving 7,654 county children living in poverty.

Countywide, 2,785 jobs were **LOST** between 2000 and 2005, creating a **8.0% DECREASE IN EMPLOYMENT**.

Affordable Housing



Teen Births

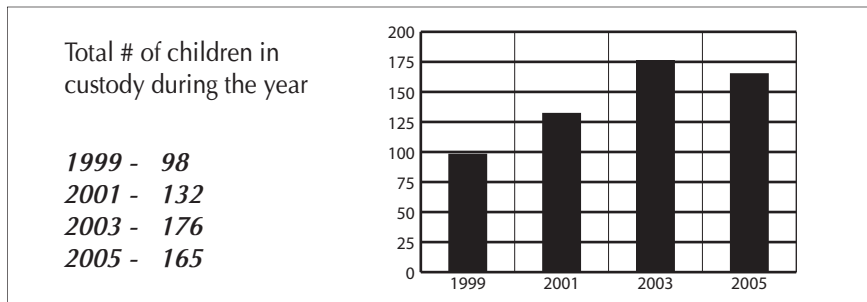
141 Columbiana County teens, age 15-19, gave birth in 2003, making the county's teen birth rate 51.2 per one thousand teens. This compares to Ohio's teen birth rate of 53.4.

Health Care · An estimated **60,000** children ages birth to five do not have health insurance in Ohio.

Access to Better Care/Mental Health · Approximately **85%** of children in foster care experience mental health challenges.

Children and families that received FAST\$05 community based services, including the involvement of a parent advocate, experienced fewer out of home placements, a reduction in family stressors, and greater satisfaction than other families receiving mental health services.

COLUMBIANA COUNTY PROFILES OF CHILDREN IN CUSTODY

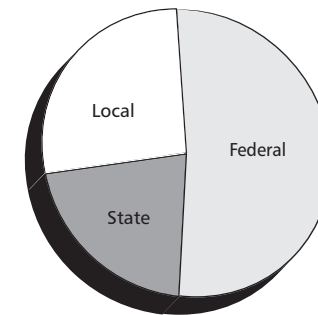


Child & Custody Profiles		Temporary Custody	Permanent Custody	Planned Permanent Living Arrangement
Children in Custody on 1/1/06:	102	71	25	6
Age	0-5	30%	24%	17%
	6-11	14%	48%	33%
	12+	56%	28%	50%
Race	White	94%	92%	100%
	Af/Am	6%	8%	0%
	Other	0%	0%	0%
Total Years in Custody	0-2	87%	20%	0%
	2-4	13%	72%	83%
	4+	0%	8%	17%
Court Rationale for Placement				
	· Neglect	18%	16%	0%
	· Dependency	66%	80%	50%
	· Physical abuse	4%	4%	0%
	· Sexual abuse	3%	0%	0%
	· Delinquency, Unruly, other	9%	0%	50%
Placement Type				
	· Licensed Foster Home	49%	72%	0%
	· Approved Relative/Kinship Home	4%	4%	50%
	· Group/Residential Care	47%	16%	50%
	· Adoptive Placement	0%	8%	0%
	· Independent Living Placement/Other	0%	0%	0%

2003	Tracking Kids in Care	2005
41	Total # of children reunified with parents or legal guardian	25
35	Total awards of legal custody to relatives	19
5	Total # of adoptions finalized	11
15	Total # of children waiting to be adopted	23
11	Total # of youth who aged out of care	7
38	Total # of children placed out of county	51
304	Median # of days for adoption finalization from permanent custody	1,091
184	Median # of days in out-of-home care	402
34,465	Total # of placement days	39,624

Staffing & Safety	
PCSAO's recommended caseload size is compared to the county average for January 2006 below.	
New Investigations	
PCSAO	12
Columbiana	10
Ongoing Cases	
PCSAO	13
Columbiana	30
Worker Safety Incidents Reported: 0	
Definition: Any type of verbal or physical harm endured by case-workers related to their job.	

PUBLIC EXPENDITURES



2005 Expenditures

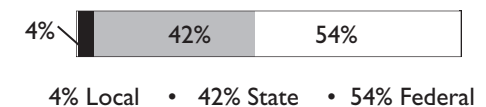
Total:	\$3,117,186	100%
Federal	\$1,616,045	52%
State	\$666,826	21%
Local ¹	\$834,315	27%

¹ Of Ohio's 88 counties, this county was among the 43 that maintained a children services levy in 2005.

2005 Title IV-E Adoption Assistance and State Adoption Maintenance Subsidies

Monthly subsidies are provided to families that adopt special needs children to aid in the ongoing care of those children. Currently, Ohio's base subsidy is only \$8.22 per day or \$250 per month.

TOTAL: \$248,990



2005 Purchase of Services

Out-of-home care was purchased from private sources for 47% of all the children in custody. Of those children, 71% were in temporary custody, 27% were in permanent custody and 2% were in a planned permanent living arrangement.