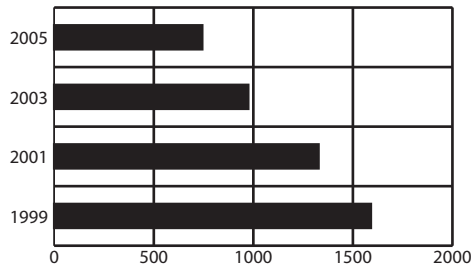


# CLERMONT COUNTY

Population	190,589
<i>Caucasian 96% · African American 1% · Hispanic 1% · Other 2%</i>	
Population under age 18	49,285 · 26%
Households with two parents	38%
Grandparents raising grandchildren	1,541
Annual unemployment rate	2000 · 3.7% 2005 · 5.5%
Per capita income	\$31,641
High school graduation rate	88%

## Local Trends on Abuse and Neglect

In 2005, new reports of child abuse and neglect totaled 743. Ohio law requires children services to begin investigations on new reports within 24 hours. A comprehensive assessment of safety and risk also is required.



The unduplicated number of new reports in 2005 and the percentage of total reports it represents fall within the following five categories:

Physical abuse	190	26%
Neglect	349	47%
Sexual abuse	117	16%
Emotional maltreatment	54	7%
Dependency, Other	33	4%
<b>Total</b>	<b>743</b>	<b>100%</b>

## SUPPORTS TO SELF SUFFICIENCY

Below are comparisons of supports in January 2006 to those in January 2000.

### Ohio Works First/TANF

Jan. 2006	845	Recipients who received cash assistance <b>DECREASED 34%</b> . 85% of the recipients are children. A typical family of 3 received \$378 per month in 2006.
Jan. 2000	1,278	

### Child Only Ohio Works First/TANF

Jan. 2006	522	Children living with relative caregivers and receiving "Child Only" TANF <b>INCREASED 28%</b> . Statewide, a sibling group averages 1.5 children. Caregivers receive \$245 per month for the first child, plus \$91/sibling.
Jan. 2000	407	

### Ohio Direction Card (formerly food stamps)

Jan. 2006	10,311	The number of county residents who received nutritional assistance <b>INCREASED 127%</b> . Average card value statewide was \$98 per month in 2006.
Jan. 2000	4,535	

### Subsidized Child Care

Jan. 2006	584	The number of children whose families received subsidized child care <b>INCREASED 78%</b> .
Jan. 2000	328	

### Child Support & Paternity Establishment

FFY 2005	\$35.7 m	Child Support collections <b>INCREASED 3%</b> . The number of paternities established for non-marital births <b>INCREASED 14%</b> .
FFY 2003	\$34.5 m	

## CONDITIONS

### AFFECTING ABUSE AND NEGLECT

The conditions identified below do not predispose parents to abuse or neglect their children. However, many families in the child protection system struggle with one or more of the following:

### Poverty and Employment

In 2006, a family of 3 was considered at or below 100% of poverty with an annual household income of **\$16,600**. A full-time job must pay at least \$7.98/hr to reach this level, 16% higher than the new minimum wage (\$6.85/hr).

Countywide, **POVERTY INCREASED** to 10.7% in 2004 compared to the Census 2000 rate of 7.1%. The child poverty rate increased to 11.5%, from 8.7% in the same period, leaving 5,724 county children living in poverty.

Countywide, 3,303 jobs were **GAINED** between 2000 and 2005, creating a 6.6% **INCREASE IN EMPLOYMENT**.

### Affordable Housing



### Teen Births

**239** Clermont County teens, age 15-19, gave birth in 2003, making the county's teen birth rate 43.3 per one thousand teens. This compares to Ohio's teen birth rate of 53.4.

## SUPPORTING HEALTHY CHILDREN

**Healthy Start/Medicaid** · Countywide, **12,861** children were served by Healthy Start/Medicaid in February 2006.

**Help Me Grow** · Countywide, **629** children (0-3 years) received Help Me Grow services in 2005. **169** Newborn Home Visits were provided to families in 2005.

**Early Childhood Education** · By age four, **85%** of a child's core brain structure is fully developed. However, in Ohio, only **1.37%** of public state investments in education and development is invested in preschool children.

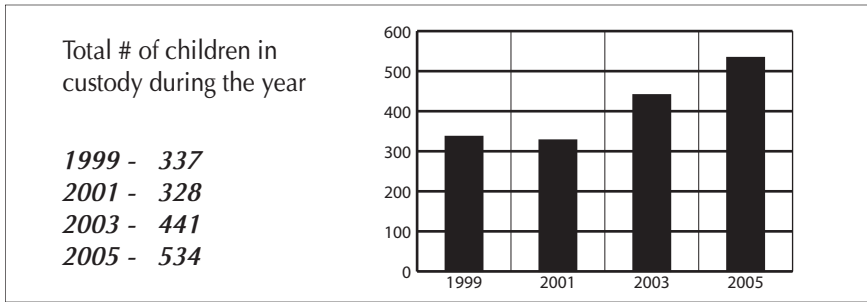
**Health Care** · An estimated **60,000** children ages birth to five do not have health insurance in Ohio.

**Access to Better Care/Mental Health** · Approximately **85%** of children in foster care experience mental health challenges.

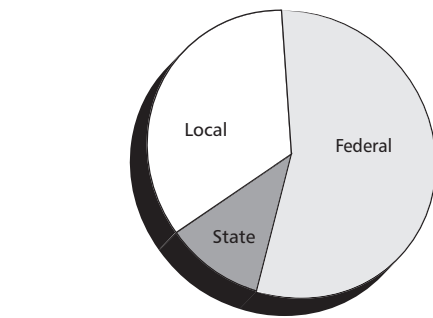
Children and families that received FAST\$05 community based services, including the involvement of a parent advocate, experienced fewer out of home placements, a reduction in family stressors, and greater satisfaction than other families receiving mental health services.

# CLERMONT COUNTY PROFILES OF CHILDREN IN CUSTODY

# PUBLIC EXPENDITURES



2003	Tracking Kids in Care	2005
81	Total # of children reunified with parents or legal guardian	93
23	Total awards of legal custody to relatives	58
9	Total # of adoptions finalized	45
25	Total # of children waiting to be adopted	46
22	Total # of youth who aged out of care	15
127	Total # of children placed out of county	169
157	Median # of days for adoption finalization from permanent custody	323
283	Median # of days in out-of-home care	335
99,956	Total # of placement days	119,703



Child & Custody Profiles		Temporary Custody	Permanent Custody	Planned Permanent Living Arrangement	
Children in Custody on 1/1/06:		322	230	61	31
Age	0-5	49%	38%	0%	
	6-11	22%	34%	6%	
	12+	29%	28%	94%	
Race	White	99%	98%	97%	
	Af/Am	1%	2%	3%	
	Other	0%	0%	0%	
Total Years in Custody	0-2	91%	15%	26%	
	2-4	7%	57%	35%	
	4+	2%	28%	39%	
<b>Court Rationale for Placement</b>					
· Neglect		32%	44%	13%	
· Dependency		38%	26%	42%	
· Physical abuse		3%	0%	19%	
· Sexual abuse		2%	2%	0%	
· Delinquency, Unruly, other		25%	28%	26%	
<b>Placement Type</b>					
· Licensed Foster Home		69%	67%	71%	
· Approved Relative/Kinship Home		21%	11%	0%	
· Group/Residential Care		8%	7%	26%	
· Adoptive Placement		0%	2%	0%	
· Independent Living Placement/Other		2%	13%	3%	

## 2005 Expenditures

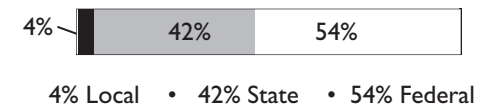
Total:	\$7,685,855	100%
Federal	\$4,202,918	55%
State	\$874,125	11%
Local <sup>1</sup>	\$2,608,812	34%

<sup>1</sup> Of Ohio's 88 counties, this county was among the 43 that maintained a children services levy in 2005.

## 2005 Title IV-E Adoption Assistance and State Adoption Maintenance Subsidies

Monthly subsidies are provided to families that adopt special needs children to aid in the ongoing care of those children. Currently, Ohio's base subsidy is only \$8.22 per day or \$250 per month.

**TOTAL: \$783,419**



## 2005 Purchase of Services

Out-of-home care was purchased from private sources for 61% of all the children in custody. Of those children, 67% were in temporary custody, 20% were in permanent custody and 13% were in a planned permanent living arrangement.

## Staffing & Safety

PCSAO's recommended caseload size is compared to the county average for January 2006 below.

### New Investigations

PCSAO	12
Clermont	10

### Ongoing Cases

PCSAO	13
Clermont	16

Worker Safety Incidents Reported: 5

Definition: Any type of verbal or physical harm endured by case-workers related to their job.