

BUTLER COUNTY

Population 350,412

Caucasian 90% · African American 5% ·
Hispanic 2% · Other 3%

Population under age 18 85,493 · 24%

Households with two parents 36%

Grandparents raising grandchildren 2,746

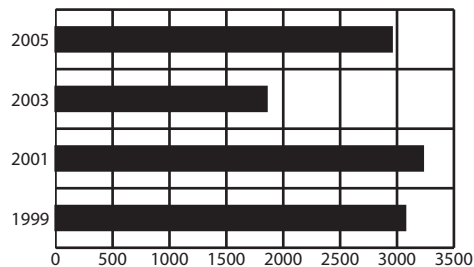
Annual unemployment rate 2000 · 3.6%
2005 · 5.4%

Per capita income \$31,332

High school graduation rate 87%

Local Trends on Abuse and Neglect

In 2005, new reports of child abuse and neglect totaled 2,952. Ohio law requires children services to begin investigations on new reports within 24 hours. A comprehensive assessment of safety and risk also is required.



The unduplicated number of new reports in 2005 and the percentage of total reports it represents fall within the following five categories:

Physical abuse	1,171	40%
Neglect	1,312	44%
Sexual abuse	374	13%
Emotional maltreatment	95	3%
Dependency, Other	0	0%
Total	2,952	100%

SUPPORTS TO SELF SUFFICIENCY

Below are comparisons of supports in January 2006 to those in January 2000.

Ohio Works First/TANF

Jan. 2006	2,925	Recipients who received cash assistance DECREASED 17% . 84% of the recipients are children. A typical family of 3 received \$378 per month in 2006.
Jan. 2000	3,507	

Child Only Ohio Works First/TANF

Jan. 2006	1,658	Children living with relative caregivers and receiving "Child Only" TANF INCREASED 64% . Statewide, a sibling group averages 1.5 children. Caregivers receive \$245 per month for the first child, plus \$91/sibling.
Jan. 2000	1,013	

Ohio Direction Card (formerly food stamps)

Jan. 2006	24,515	The number of county residents who received nutritional assistance INCREASED 150% . Average card value statewide was \$98 per month in 2006.
Jan. 2000	9,788	

Subsidized Child Care

Jan. 2006	1,768	The number of children whose families received subsidized child care INCREASED 104% .
Jan. 2000	866	

Child Support & Paternity Establishment

FFY 2005	\$56.7 m	Child Support collections INCREASED 3% . The number of paternities established for non-marital births INCREASED 27% .
FFY 2003	\$55.0 m	

SUPPORTING HEALTHY CHILDREN

Healthy Start/Medicaid · Countywide, 24,301 children were served by Healthy Start/Medicaid in February 2006.

Help Me Grow · Countywide, 1,560 children (0-3 years) received Help Me Grow services in 2005. 730 Newborn Home Visits were provided to families in 2005.

Early Childhood Education · By age four, 85% of a child's core brain structure is fully developed. However, in Ohio, only 1.37% of public state investments in education and development is invested in preschool children.

CONDITIONS AFFECTING ABUSE AND NEGLECT

The conditions identified below do not predispose parents to abuse or neglect their children. However, many families in the child protection system struggle with one or more of the following:

Poverty and Employment

In 2006, a family of 3 was considered at or below 100% of poverty with an annual household income of **\$16,600**. A full-time job must pay at least \$7.98/hr to reach this level, 16% higher than the new minimum wage (\$6.85/hr).

Countywide, **POVERTY INCREASED** to 13.2% in 2004 compared to the Census 2000 rate of 8.7%. The child poverty rate increased to 15.8%, from 9.1% in the same period, leaving 13,416 county children living in poverty.

Countywide, 9,402 jobs were **GAINED** between 2000 and 2005, creating a 7.4% **INCREASE IN EMPLOYMENT**.

Affordable Housing



Teen Births

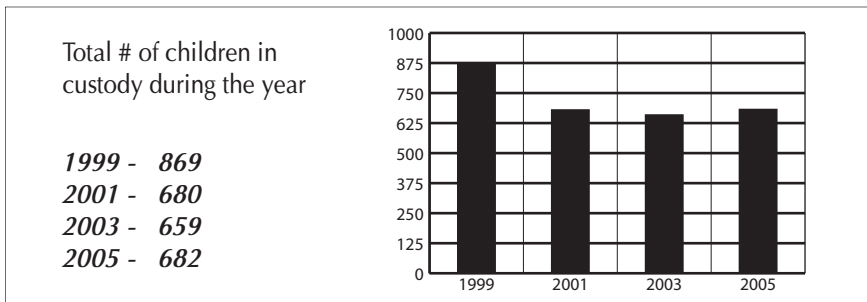
519 Butler County teens, age 15-19, gave birth in 2003, making the county's teen birth rate 51.1 per one thousand teens. This compares to Ohio's teen birth rate of 53.4.

Health Care · An estimated 60,000 children ages birth to five do not have health insurance in Ohio.

Access to Better Care/Mental Health · Approximately 85% of children in foster care experience mental health challenges.

Children and families that received FAST\$05 community based services, including the involvement of a parent advocate, experienced fewer out of home placements, a reduction in family stressors, and greater satisfaction than other families receiving mental health services.

BUTLER COUNTY PROFILES OF CHILDREN IN CUSTODY

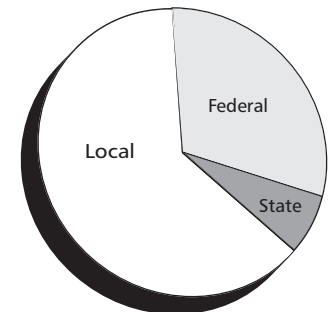


Child & Custody Profiles		Temporary Custody	Permanent Custody	Planned Permanent Living Arrangement
Children in Custody on 1/1/06:		221	82	48
Age	0-5	46%	27%	0%
	6-11	24%	17%	2%
	12+	30%	56%	98%
Race	White	85%	80%	52%
	Af/Am	15%	20%	48%
	Other	0%	0%	0%
Total Years in Custody	0-2	96%	25%	29%
	2-4	4%	46%	29%
	4+	0%	29%	42%
Court Rationale for Placement				
· Neglect		40%	48%	13%
· Dependency		18%	30%	29%
· Physical abuse		9%	4%	13%
· Sexual abuse		2%	2%	6%
· Delinquency, Unruly, other		31%	16%	39%
Placement Type				
· Licensed Foster Home		82%	78%	66%
· Approved Relative/Kinship Home		6%	1%	6%
· Group/Residential Care		10%	13%	13%
· Adoptive Placement		0%	5%	0%
· Independent Living Placement/Other		2%	3%	15%

2003	Tracking Kids in Care	2005
135	Total # of children reunified with parents or legal guardian	150
47	Total awards of legal custody to relatives	76
67	Total # of adoptions finalized	55
58	Total # of children waiting to be adopted	72
35	Total # of youth who aged out of care	30
161	Total # of children placed out of county	199
666	Median # of days for adoption finalization from permanent custody	412
320	Median # of days in out-of-home care	132
142,155	Total # of placement days	134,634

Staffing & Safety	
PCSAO's recommended caseload size is compared to the county average for January 2006 below.	
New Investigations	
PCSAO	12
Butler	17
Ongoing Cases	
PCSAO	13
Butler	15
Worker Safety Incidents Reported: 0	
Definition: Any type of verbal or physical harm endured by case-workers related to their job.	

PUBLIC EXPENDITURES



2005 Expenditures

Total:	\$23,985,816	100%
Federal	\$7,306,217	30%
State	\$1,624,491	7%
Local ¹	\$15,055,108	63%

¹ Of Ohio's 88 counties, this county was among the 43 that maintained a children services levy in 2005.

2005 Title IV-E Adoption Assistance and State Adoption Maintenance Subsidies

Monthly subsidies are provided to families that adopt special needs children to aid in the ongoing care of those children. Currently, Ohio's base subsidy is only \$8.22 per day or \$250 per month.

TOTAL: \$2,288,680

10% Local • 35% State • 55% Federal

2005 Purchase of Services

Out-of-home care was purchased from private sources for 62% of all the children in custody. Of those children, 60% were in temporary custody, 24% were in permanent custody and 16% were in a planned permanent living arrangement.



Of Ohio's 88 children services agencies, 17 are accredited by the Council on Accreditation. Butler is one of an additional 9 counties in the process of accreditation.