

# BELMONT COUNTY

Population 69,228

*Caucasian 95% · African American 4% ·  
Hispanic 0% · Other 1%*

Population under age 18 13,698 · 20%

Households with two parents 28%

Grandparents raising grandchildren 474

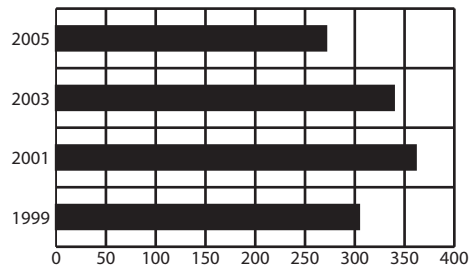
Annual unemployment rate 2000 · 6.1%  
2005 · 6.4%

Per capita income \$25,259

High school graduation rate 92%

## Local Trends on Abuse and Neglect

In 2005, new reports of child abuse and neglect totaled 271. Ohio law requires children services to begin investigations on new reports within 24 hours. A comprehensive assessment of safety and risk also is required.



The unduplicated number of new reports in 2005 and the percentage of total reports it represents fall within the following five categories:

Physical abuse	70	26%
Neglect	126	46%
Sexual abuse	45	17%
Emotional maltreatment	27	10%
Dependency, Other	3	1%
<b>Total</b>	<b>271</b>	<b>100%</b>

## SUPPORTS TO SELF SUFFICIENCY

Below are comparisons of supports in January 2006 to those in January 2000.

### Ohio Works First/TANF

Jan. 2006	1,256	Recipients who received cash assistance <b>DECREASED 47%</b> . 67% of the recipients are children. A typical family of 3 received \$378 per month in 2006.
Jan. 2000	2,353	

### Child Only Ohio Works First/TANF

Jan. 2006	299	Children living with relative caregivers and receiving "Child Only" TANF <b>DECREASED 4%</b> . Statewide, a sibling group averages 1.5 children. Caregivers receive \$245 per month for the first child, plus \$91/sibling.
Jan. 2000	311	

### Ohio Direction Card (formerly food stamps)

Jan. 2006	7,357	The number of county residents who received nutritional assistance <b>INCREASED 19%</b> . Average card value statewide was \$98 per month in 2006.
Jan. 2000	6,203	

### Subsidized Child Care

Jan. 2006	297	The number of children whose families received subsidized child care <b>INCREASED 16%</b> .
Jan. 2000	255	

### Child Support & Paternity Establishment

FFY 2005	\$10.9 m	Child Support collections <b>INCREASED 6%</b> . The number of paternities established for non-marital births <b>INCREASED 2%</b> .
FFY 2003	\$10.3 m	

## SUPPORTING HEALTHY CHILDREN

**Healthy Start/Medicaid** · Countywide, 6,331 children were served by Healthy Start/Medicaid in February 2006.

**Help Me Grow** · Countywide, 338 children (0-3 years) received Help Me Grow services in 2005. 158 Newborn Home Visits were provided to families in 2005.

**Early Childhood Education** · By age four, 85% of a child's core brain structure is fully developed. However, in Ohio, only 1.37% of public state investments in education and development is invested in preschool children.

## CONDITIONS AFFECTING ABUSE AND NEGLECT

The conditions identified below do not predispose parents to abuse or neglect their children. However, many families in the child protection system struggle with one or more of the following:

### Poverty and Employment

In 2006, a family of 3 was considered at or below 100% of poverty with an annual household income of **\$16,600**. A full-time job must pay at least \$7.98/hr to reach this level, 16% higher than the new minimum wage (\$6.85/hr).

Countywide, **POVERTY INCREASED** to 20.1% in 2004 compared to the Census 2000 rate of 14.6%. The child poverty rate increased to 22.2%, from 20.4% in the same period, leaving 3,140 county children living in poverty.

Countywide, 677 jobs were **GAINED** between 2000 and 2005, creating a 2.9% **INCREASE IN EMPLOYMENT**.

### Affordable Housing



### Teen Births

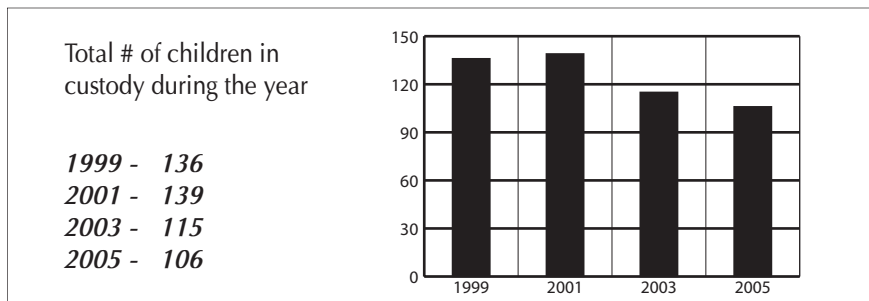
82 Belmont County teens, age 15-19, gave birth in 2003, making the county's teen birth rate 49.5 per one thousand teens. This compares to Ohio's teen birth rate of 53.4.

**Health Care** · An estimated 60,000 children ages birth to five do not have health insurance in Ohio.

**Access to Better Care/Mental Health** · Approximately 85% of children in foster care experience mental health challenges.

Children and families that received FAST\$05 community based services, including the involvement of a parent advocate, experienced fewer out of home placements, a reduction in family stressors, and greater satisfaction than other families receiving mental health services.

# BELMONT COUNTY PROFILES OF CHILDREN IN CUSTODY

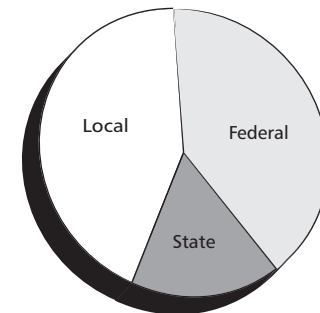


Child & Custody Profiles		Temporary Custody	Permanent Custody	Planned Permanent Living Arrangement
Children in Custody on 1/1/06:		42	19	0
Age	0-5	19%	26%	0%
	6-11	7%	16%	0%
	12+	74%	58%	0%
Race	White	90%	100%	0%
	Af/Am	10%	0%	0%
	Other	0%	0%	0%
Total Years in Custody	0-2	91%	37%	0%
	2-4	7%	42%	0%
	4+	2%	21%	0%
<b>Court Rationale for Placement</b>				
· Neglect		26%	63%	0%
· Dependency		0%	0%	0%
· Physical abuse		5%	5%	0%
· Sexual abuse		5%	5%	0%
· Delinquency, Unruly, other		64%	27%	0%
<b>Placement Type</b>				
· Licensed Foster Home		43%	74%	0%
· Approved Relative/Kinship Home		16%	0%	0%
· Group/Residential Care		36%	10%	0%
· Adoptive Placement		0%	16%	0%
· Independent Living Placement/Other		5%	0%	0%

2003	Tracking Kids in Care	2005
28	Total # of children reunified with parents or legal guardian	35
9	Total awards of legal custody to relatives	5
13	Total # of adoptions finalized	9
14	Total # of children waiting to be adopted	12
4	Total # of youth who aged out of care	4
27	Total # of children placed out of county	22
196	Median # of days for adoption finalization from permanent custody	437
320	Median # of days in out-of-home care	288
20,608	Total # of placement days	24,060

Staffing & Safety	
PCSAO's recommended caseload size is compared to the county average for January 2006 below.	
<b>New Investigations</b>	
PCSAO	12
Belmont	6
<b>Ongoing Cases</b>	
PCSAO	13
Belmont	10
Worker Safety Incidents Reported: 0	
Definition: Any type of verbal or physical harm endured by case-workers related to their job.	

# PUBLIC EXPENDITURES



## 2005 Expenditures

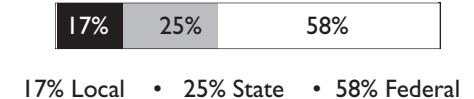
Total:	\$2,483,811	100%
Federal	\$988,990	40%
State	\$419,747	17%
Local <sup>1</sup>	\$1,075,074	43%

<sup>1</sup> Of Ohio's 88 counties, this county was among the 43 that maintained a children services levy in 2005.

## 2005 Title IV-E Adoption Assistance and State Adoption Maintenance Subsidies

Monthly subsidies are provided to families that adopt special needs children to aid in the ongoing care of those children. Currently, Ohio's base subsidy is only \$8.22 per day or \$250 per month.

**TOTAL: \$625,439**



## 2005 Purchase of Services

Out-of-home care was purchased from private sources for 61% of all the children in custody. Of those children, 73% were in temporary custody, 27% were in permanent custody and 0% were in a planned permanent living arrangement.