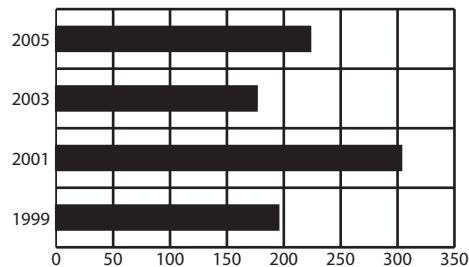


# AUGLAIZE COUNTY

Population	47,242
<i>Caucasian 98% · African American 0% · Hispanic 1% · Other 1%</i>	
Population under age 18	11,693 · 25%
Households with two parents	35%
Grandparents raising grandchildren	233
Annual unemployment rate	2000 · 3.3% 2005 · 4.7%
Per capita income	\$29,599
High school graduation rate	97%

## Local Trends on Abuse and Neglect

In 2005, new reports of child abuse and neglect totaled 223. Ohio law requires children services to begin investigations on new reports within 24 hours. A comprehensive assessment of safety and risk also is required.



The unduplicated number of new reports in 2005 and the percentage of total reports it represents fall within the following five categories:

Physical abuse	40	18%
Neglect	116	52%
Sexual abuse	63	28%
Emotional maltreatment	4	2%
Dependency, Other	0	0%
<b>Total</b>	<b>223</b>	<b>100%</b>

## SUPPORTS TO SELF SUFFICIENCY

Below are comparisons of supports in January 2006 to those in January 2000.

### Ohio Works First/TANF

Jan. 2006	Recipients who received cash assistance <b>94</b>
Jan. 2000	Recipients who received cash assistance <b>124</b>

DECREASED 24%. 100% of the recipients are children. A typical family of 3 received \$378 per month in 2006.

### Child Only Ohio Works First/TANF

Jan. 2006	Children living with relative caregivers and receiving "Child Only" TANF <b>89</b>
Jan. 2000	Children living with relative caregivers and receiving "Child Only" TANF <b>67</b>

INCREASED 33%. Statewide, a sibling group averages 1.5 children. Caregivers receive \$245 per month for the first child, plus \$91/sibling.

### Ohio Direction Card (formerly food stamps)

Jan. 2006	The number of county residents who received nutritional assistance <b>1,898</b>
Jan. 2000	The number of county residents who received nutritional assistance <b>782</b>

INCREASED 143%. Average card value statewide was \$98 per month in 2006.

### Subsidized Child Care

Jan. 2006	The number of children whose families received subsidized child care <b>139</b>
Jan. 2000	The number of children whose families received subsidized child care <b>67</b>

INCREASED 107%.

### Child Support & Paternity Establishment

FFY 2005	Child Support collections <b>\$7.6 m</b>
FFY 2003	Child Support collections <b>\$7.4 m</b>

INCREASED 3%. The number of paternities established for non-marital births INCREASED 13%.

## SUPPORTING HEALTHY CHILDREN

**Healthy Start/Medicaid** · Countywide, 2,323 children were served by Healthy Start/Medicaid in February 2006.

**Help Me Grow** · Countywide, 226 children (0-3 years) received Help Me Grow services in 2005. 149 Newborn Home Visits were provided to families in 2005.

**Early Childhood Education** · By age four, 85% of a child's core brain structure is fully developed. However, in Ohio, only 1.37% of public state investments in education and development is invested in preschool children.

## CONDITIONS AFFECTING ABUSE AND NEGLECT

The conditions identified below do not predispose parents to abuse or neglect their children. However, many families in the child protection system struggle with one or more of the following:

### Poverty and Employment

In 2006, a family of 3 was considered at or below 100% of poverty with an annual household income of **\$16,600**. A full-time job must pay at least \$7.98/hr to reach this level, 16% higher than the new minimum wage (\$6.85/hr).

Countywide, **POVERTY INCREASED** to 8.7% in 2004 compared to the Census 2000 rate of 6.2%. The child poverty rate increased to 14.3%, from 7.2% in the same period, leaving 1,783 county children living in poverty.

Countywide, 215 jobs were **LOST** between 2000 and 2005, creating a 1.1% **DECREASE IN EMPLOYMENT**.

### Affordable Housing



### Teen Births

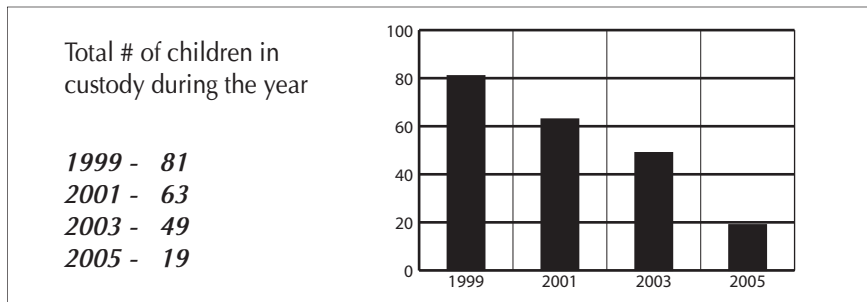
50 Auglaize County teens, age 15-19, gave birth in 2003, making the county's teen birth rate 44.1 per one thousand teens. This compares to Ohio's teen birth rate of 53.4.

**Health Care** · An estimated 60,000 children ages birth to five do not have health insurance in Ohio.

**Access to Better Care/Mental Health** · Approximately 85% of children in foster care experience mental health challenges.

Children and families that received FAST\$05 community based services, including the involvement of a parent advocate, experienced fewer out of home placements, a reduction in family stressors, and greater satisfaction than other families receiving mental health services.

# AUGLAIZE COUNTY PROFILES OF CHILDREN IN CUSTODY

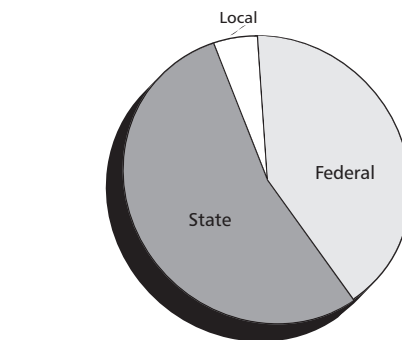


Child & Custody Profiles		Temporary Custody	Permanent Custody	Planned Permanent Living Arrangement	
Children in Custody on 1/1/06:		13	10	2	1
Age	0-5	50%	0%	0%	
	6-11	0%	0%	0%	
	12+	50%	100%	100%	
Race	White	90%	100%	100%	
	Af/Am	10%	0%	0%	
	Other	0%	0%	0%	
Total Years in Custody	0-2	80%	0%	0%	
	2-4	10%	0%	100%	
	4+	10%	100%	0%	
<b>Court Rationale for Placement</b>					
· Neglect		10%	0%	0%	
· Dependency		60%	50%	100%	
· Physical abuse		0%	0%	0%	
· Sexual abuse		0%	50%	0%	
· Delinquency, Unruly, other		30%	0%	0%	
<b>Placement Type</b>					
· Licensed Foster Home		90%	100%	100%	
· Approved Relative/Kinship Home		0%	0%	0%	
· Group/Residential Care		0%	0%	0%	
· Adoptive Placement		0%	0%	0%	
· Independent Living Placement/Other		10%	0%	0%	

2003	Tracking Kids in Care	2005
15	Total # of children reunified with parents or legal guardian	4
3	Total awards of legal custody to relatives	1
0	Total # of adoptions finalized	1
4	Total # of children waiting to be adopted	2
1	Total # of youth who aged out of care	0
15	Total # of children placed out of county	5
N/A	Median # of days for adoption finalization from permanent custody	80
341	Median # of days in out-of-home care	337
11,166	Total # of placement days	4,431

Staffing & Safety	
PCSAO's recommended caseload size is compared to the county average for January 2006 below.	
<b>New Investigations</b>	
PCSAO	12
Auglaize	10
<b>Ongoing Cases</b>	
PCSAO	13
Auglaize	9
Worker Safety Incidents Reported: 0	
Definition: Any type of verbal or physical harm endured by case-workers related to their job.	

# PUBLIC EXPENDITURES



## 2005 Expenditures

Total:	\$430,936	100%
Federal	\$175,139	41%
State	\$232,447	54%
Local <sup>1</sup>	\$23,350	5%

<sup>1</sup> Of Ohio's 88 counties, this county was not among the 43 that maintained a children services levy in 2005.

### 2005 Title IV-E Adoption Assistance and State Adoption Maintenance Subsidies

Monthly subsidies are provided to families that adopt special needs children to aid in the ongoing care of those children. Currently, Ohio's base subsidy is only \$8.22 per day or \$250 per month.

**TOTAL: \$249,700**

17% Local • 27% State • 56% Federal

### 2005 Purchase of Services

Out-of-home care was purchased from private sources for 38% of all the children in custody. Of those children, 60% were in temporary custody, 40% were in permanent custody and 0% were in a planned permanent living arrangement.