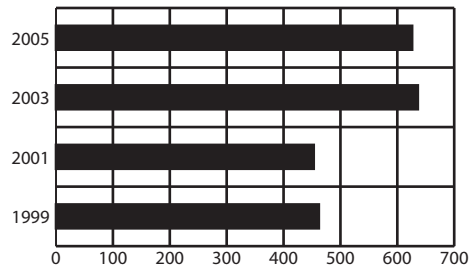


ATHENS COUNTY

Population	62,062
<i>Caucasian 94% · African American 2% · Hispanic 1% · Other 3%</i>	
Population under age 18	10,189 · 16%
Households with two parents	26%
Grandparents raising grandchildren	294
Annual unemployment rate	2000 · 5.3% 2005 · 6.1%
Per capita income	\$21,551
High school graduation rate	93%

Local Trends on Abuse and Neglect

In 2005, new reports of child abuse and neglect totaled 626. Ohio law requires children services to begin investigations on new reports within 24 hours. A comprehensive assessment of safety and risk also is required.



The unduplicated number of new reports in 2005 and the percentage of total reports it represents fall within the following five categories:

Physical abuse	58	9%
Neglect	159	25%
Sexual abuse	69	11%
Emotional maltreatment	11	2%
Dependency, Other	329	53%
Total	626	100%

SUPPORTS TO SELF SUFFICIENCY

Below are comparisons of supports in January 2006 to those in January 2000.

Ohio Works First/TANF

Jan. 2006	Recipients who received cash assistance 1,414
Jan. 2000	DECREASED 23%. 65% of the recipients 1,828 are children. A typical family of 3 received \$378 per month in 2006.

Child Only Ohio Works First/TANF

Jan. 2006	Children living with relative caregivers and receiving "Child Only" TANF 294
Jan. 2000	INCREASED 1%. Statewide, a sibling group averages 1.5 children. Caregivers receive \$245 per month for the first child, plus \$91/sibling. 291

Ohio Direction Card (formerly food stamps)

Jan. 2006	The number of county residents who received nutritional assistance 7,177
Jan. 2000	INCREASED 35%. Average card value statewide was \$98 per month in 2006. 5,328

Subsidized Child Care

Jan. 2006	The number of children whose families received subsidized child care 240
Jan. 2000	DECREASED 38%. 387

Child Support & Paternity Establishment

FFY 2005	Child Support collections \$7.5 m
FFY 2003	INCREASED 5%. The number of paternities established for non-marital births \$7.2 m INCREASED 20%.

SUPPORTING HEALTHY CHILDREN

Healthy Start/Medicaid · Countywide, 5,621 children were served by Healthy Start/Medicaid in February 2006.

Help Me Grow · Countywide, 383 children (0-3 years) received Help Me Grow services in 2005. 144 Newborn Home Visits were provided to families in 2005.

Early Childhood Education · By age four, 85% of a child's core brain structure is fully developed. However, in Ohio, only 1.37% of public state investments in education and development is invested in preschool children.

CONDITIONS AFFECTING ABUSE AND NEGLECT

The conditions identified below do not predispose parents to abuse or neglect their children. However, many families in the child protection system struggle with one or more of the following:

Poverty and Employment

In 2006, a family of 3 was considered at or below 100% of poverty with an annual household income of **\$16,600**. A full-time job must pay at least \$7.98/hr to reach this level, 16% higher than the new minimum wage (\$6.85/hr).

Countywide, **POVERTY DECREASED** to 23.6% in 2004 compared to the Census 2000 rate of 27.4%. The child poverty rate increased to 23.9%, from 21.2% in the same period, leaving 2,840 county children living in poverty.

Countywide, 1,431 jobs were **GAINED** between 2000 and 2005, creating a 7.8% **INCREASE IN EMPLOYMENT**.

Affordable Housing



Teen Births

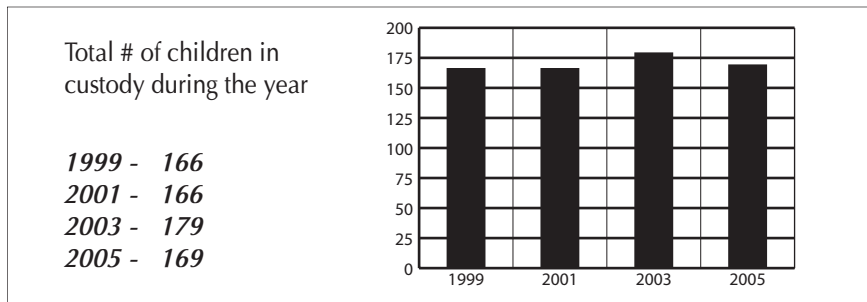
54 Athens County teens, age 15-19, gave birth in 2003, making the county's teen birth rate 18.3 per one thousand teens. This compares to Ohio's teen birth rate of 53.4.

Health Care · An estimated 60,000 children ages birth to five do not have health insurance in Ohio.

Access to Better Care/Mental Health · Approximately 85% of children in foster care experience mental health challenges.

Children and families that received FAST\$05 community based services, including the involvement of a parent advocate, experienced fewer out of home placements, a reduction in family stressors, and greater satisfaction than other families receiving mental health services.

ATHENS COUNTY PROFILES OF CHILDREN IN CUSTODY

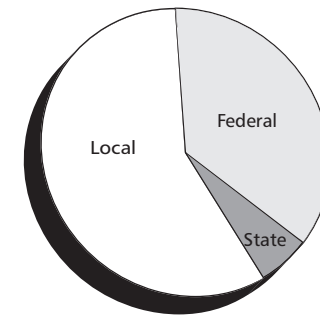


Child & Custody Profiles		Temporary Custody	Permanent Custody	Planned Permanent Living Arrangement
Children in Custody on 1/1/06:	96	50	41	5
Age	0-5	46%	12%	0%
	6-11	18%	34%	0%
	12+	36%	54%	100%
Race	White	100%	93%	100%
	Af/Am	0%	7%	0%
	Other	0%	0%	0%
Total Years in Custody	0-2	100%	54%	0%
	2-4	0%	24%	60%
	4+	0%	22%	40%
Court Rationale for Placement				
	· Neglect	22%	37%	0%
	· Dependency	40%	22%	0%
	· Physical abuse	2%	10%	0%
	· Sexual abuse	0%	2%	60%
	· Delinquency, Unruly, other	36%	29%	40%
Placement Type				
	· Licensed Foster Home	62%	78%	100%
	· Approved Relative/Kinship Home	32%	7%	0%
	· Group/Residential Care	6%	5%	0%
	· Adoptive Placement	0%	10%	0%
	· Independent Living Placement/Other	0%	0%	0%

2003	Tracking Kids in Care	2005
38	Total # of children reunified with parents or legal guardian	37
12	Total awards of legal custody to relatives	5
23	Total # of adoptions finalized	25
31	Total # of children waiting to be adopted	31
7	Total # of youth who aged out of care	10
23	Total # of children placed out of county	29
448	Median # of days for adoption finalization from permanent custody	434
377	Median # of days in out-of-home care	452
42,022	Total # of placement days	36,334

Staffing & Safety	
PCSAO's recommended caseload size is compared to the county average for January 2006 below.	
New Investigations	
PCSAO	12
Athens	7
Ongoing Cases	
PCSAO	13
Athens	8
Worker Safety Incidents Reported: 2	
Definition: Any type of verbal or physical harm endured by case-workers related to their job.	

PUBLIC EXPENDITURES



2005 Expenditures

Total:	\$6,784,839	100%
Federal	\$2,474,592	36%
State	\$400,954	6%
Local ¹	\$3,909,293	58%

¹ Of Ohio's 88 counties, this county was among the 43 that maintained a children services levy in 2005.

2005 Title IV-E Adoption Assistance and State Adoption Maintenance Subsidies

Monthly subsidies are provided to families that adopt special needs children to aid in the ongoing care of those children. Currently, Ohio's base subsidy is only \$8.22 per day or \$250 per month.

TOTAL: \$504,430



14% Local • 27% State • 59% Federal

2005 Purchase of Services

Out-of-home care was purchased from private sources for 41% of all the children in custody. Of those children, 28% were in temporary custody, 67% were in permanent custody and 5% were in a planned permanent living arrangement.