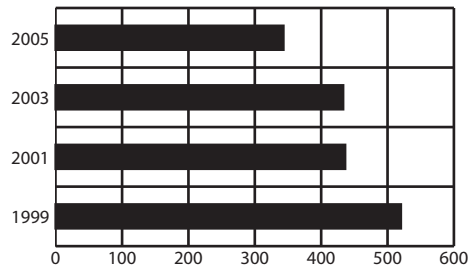


# ASHLAND COUNTY

Population	54,123
<i>Caucasian 97% · African American 1% · Hispanic 1% · Other 1%</i>	
Population under age 18	12,645 · 23%
Households with two parents	35%
Grandparents raising grandchildren	36%
Annual unemployment rate	2000 · 3.9% 2005 · 6.2%
Per capita income	\$24,636
High school graduation rate	93%

## Local Trends on Abuse and Neglect

In 2005, new reports of child abuse and neglect totaled 343. Ohio law requires children services to begin investigations on new reports within 24 hours. A comprehensive assessment of safety and risk also is required.



The unduplicated number of new reports in 2005 and the percentage of total reports it represents fall within the following five categories:

Physical abuse	100	29%
Neglect	161	47%
Sexual abuse	57	17%
Emotional maltreatment	0	0%
Dependency, Other	25	7%
<b>Total</b>	<b>343</b>	<b>100%</b>

## SUPPORTS TO SELF SUFFICIENCY

Below are comparisons of supports in January 2006 to those in January 2000.

### Ohio Works First/TANF

Jan. 2006	161	Recipients who received cash assistance <b>DECREASED 30%</b> . 76% of the recipients are children. A typical family of 3 received \$378 per month in 2006.
Jan. 2000	230	

### Child Only Ohio Works First/TANF

Jan. 2006	62	Children living with relative caregivers and receiving "Child Only" TANF <b>DECREASED 11%</b> . Statewide, a sibling group averages 1.5 children. Caregivers receive \$245 per month for the first child, plus \$91/sibling.
Jan. 2000	70	

### Ohio Direction Card (formerly food stamps)

Jan. 2006	3,010	The number of county residents who received nutritional assistance <b>INCREASED 151%</b> . Average card value statewide was \$98 per month in 2006.
Jan. 2000	1,201	

### Subsidized Child Care

Jan. 2006	179	The number of children whose families received subsidized child care <b>INCREASED 121%</b> .
Jan. 2000	81	

### Child Support & Paternity Establishment

FFY 2005	\$8.8 m	Child Support collections <b>INCREASED 5%</b> . The number of paternities established for non-marital births <b>INCREASED 8%</b> .
FFY 2003	\$8.4 m	

## CONDITIONS

### AFFECTING ABUSE AND NEGLECT

The conditions identified below do not predispose parents to abuse or neglect their children. However, many families in the child protection system struggle with one or more of the following:

### Poverty and Employment

In 2006, a family of 3 was considered at or below 100% of poverty with an annual household income of **\$16,600**. A full-time job must pay at least \$7.98/hr to reach this level, 16% higher than the new minimum wage (\$6.85/hr).

Countywide, **POVERTY INCREASED** to 16.3% in 2004 compared to the Census 2000 rate of 9.5%. The child poverty rate increased to 27.6%, from 13.1% in the same period, leaving 3,683 county children living in poverty.

Countywide, 1,684 jobs were **LOST** between 2000 and 2005, creating a 8.4% **DECREASE IN EMPLOYMENT**.

### Affordable Housing



### Teen Births

51 Ashland County teens, age 15-19, gave birth in 2003, making the county's teen birth rate 35.1 per one thousand teens. This compares to Ohio's teen birth rate of 53.4.

## SUPPORTING HEALTHY CHILDREN

**Healthy Start/Medicaid** · Countywide, 3,721 children were served by Healthy Start/Medicaid in February 2006.

**Help Me Grow** · Countywide, 250 children (0-3 years) received Help Me Grow services in 2005. 185 Newborn Home Visits were provided to families in 2005.

**Early Childhood Education** · By age four, 85% of a child's core brain structure is fully developed. However, in Ohio, only 1.37% of public state investments in education and development is invested in preschool children.

**Health Care** · An estimated 60,000 children ages birth to five do not have health insurance in Ohio.

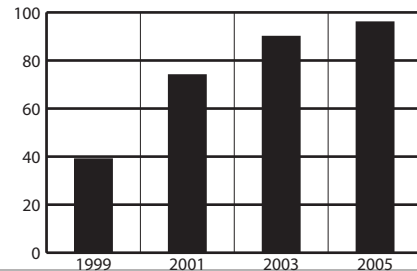
**Access to Better Care/Mental Health** · Approximately 85% of children in foster care experience mental health challenges.

Children and families that received FAST\$05 community based services, including the involvement of a parent advocate, experienced fewer out of home placements, a reduction in family stressors, and greater satisfaction than other families receiving mental health services.

# ASHLAND COUNTY PROFILES OF CHILDREN IN CUSTODY

Total # of children in custody during the year

1999 - 39  
2001 - 74  
2003 - 90  
2005 - 96

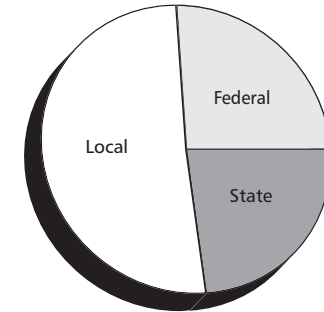


Child & Custody Profiles		Temporary Custody	Permanent Custody	Planned Permanent Living Arrangement	
Children in Custody on 1/1/06:		56	42	9	5
Age	0-5	42%	0%	0%	
	6-11	29%	33%	0%	
	12+	29%	67%	100%	
Race	White	83%	67%	80%	
	Af/Am	3%	33%	20%	
	Other	14%	0%	0%	
Total Years in Custody	0-2	86%	0%	20%	
	2-4	14%	44%	0%	
	4+	0%	56%	80%	
<b>Court Rationale for Placement</b>					
· Neglect		26%	33%	20%	
· Dependency		45%	67%	20%	
· Physical abuse		10%	0%	0%	
· Sexual abuse		2%	0%	20%	
· Delinquency, Unruly, other		17%	0%	40%	
<b>Placement Type</b>					
· Licensed Foster Home		69%	56%	40%	
· Approved Relative/Kinship Home		31%	22%	0%	
· Group/Residential Care		0%	11%	60%	
· Adoptive Placement		0%	0%	0%	
· Independent Living Placement/Other		0%	11%	0%	

2003	Tracking Kids in Care	2005
17	Total # of children reunified with parents or legal guardian	25
4	Total awards of legal custody to relatives	4
1	Total # of adoptions finalized	5
4	Total # of children waiting to be adopted	6
4	Total # of youth who aged out of care	5
22	Total # of children placed out of county	16
221	Median # of days for adoption finalization from permanent custody	320
297	Median # of days in out-of-home care	327
19,417	Total # of placement days	22,252

Staffing & Safety	
PCSAO's recommended caseload size is compared to the county average for January 2006 below.	
<b>New Investigations</b>	
PCSAO	12
Ashland	12
<b>Ongoing Cases</b>	
PCSAO	13
Ashland	16
Worker Safety Incidents Reported: 0	
Definition: Any type of verbal or physical harm endured by case-workers related to their job.	

# PUBLIC EXPENDITURES



## 2005 Expenditures

Total:	\$1,355,372	100%
Federal	\$336,490	25%
State	\$330,219	24%
Local <sup>1</sup>	\$688,663	51%

<sup>1</sup> Of Ohio's 88 counties, this county was not among the 43 that maintained a children services levy in 2005.

## 2005 Title IV-E Adoption Assistance and State Adoption Maintenance Subsidies

Monthly subsidies are provided to families that adopt special needs children to aid in the ongoing care of those children. Currently, Ohio's base subsidy is only \$8.22 per day or \$250 per month.

**TOTAL: \$48,940**

68%      32%

0% Local • 68% State • 32% Federal

## 2005 Purchase of Services

Out-of-home care was purchased from private sources for 27% of all the children in custody. Of those children, 40% were in temporary custody, 33% were in permanent custody and 27% were in a planned permanent living arrangement.