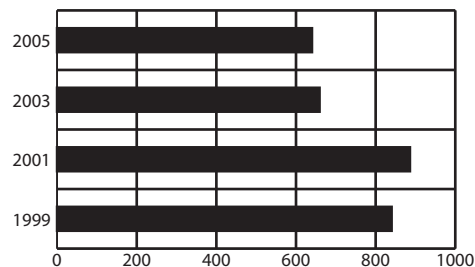


ALLEN COUNTY

Population	106,234
<i>Caucasian 84% · African American 12% · Hispanic 2% · Other 2%</i>	
Population under age 18	26,766 · 25%
Households with two parents	33%
Grandparents raising grandchildren	822
Annual unemployment rate	2000 · 4.4% 2005 · 6.3%
Per capita income	\$27,286
High school graduation rate	86%

Local Trends on Abuse and Neglect

In 2005, new reports of child abuse and neglect totaled 640. Ohio law requires children services to begin investigations on new reports within 24 hours. A comprehensive assessment of safety and risk also is required.



The unduplicated number of new reports in 2005 and the percentage of total reports it represents fall within the following five categories:

Physical abuse	175	27%
Neglect	192	30%
Sexual abuse	184	29%
Emotional maltreatment	57	9%
Dependency, Other	32	5%
Total	640	100%

SUPPORTS TO SELF SUFFICIENCY

Below are comparisons of supports in January 2006 to those in January 2000.

Ohio Works First/TANF

Jan. 2006	749	Recipients who received cash assistance DECREASED 46% . 93% of the recipients are children. A typical family of 3 received \$378 per month in 2006.
Jan. 2000	1,395	

Child Only Ohio Works First/TANF

Jan. 2006	617	Children living with relative caregivers and receiving "Child Only" TANF INCREASED 14% . Statewide, a sibling group averages 1.5 children. Caregivers receive \$245 per month for the first child, plus \$91/sibling.
Jan. 2000	543	

Ohio Direction Card (formerly food stamps)

Jan. 2006	9,060	The number of county residents who received nutritional assistance INCREASED 87% . Average card value statewide was \$98 per month in 2006.
Jan. 2000	4,840	

Subsidized Child Care

Jan. 2006	490	The number of children whose families received subsidized child care INCREASED 16% .
Jan. 2000	424	

Child Support & Paternity Establishment

FFY 2005	\$23.3 m	Child Support collections INCREASED 1% . The number of paternities established for non-marital births INCREASED 7% .
FFY 2003	\$23.0 m	

CONDITIONS

AFFECTING ABUSE AND NEGLECT

The conditions identified below do not predispose parents to abuse or neglect their children. However, many families in the child protection system struggle with one or more of the following:

Poverty and Employment

In 2006, a family of 3 was considered at or below 100% of poverty with an annual household income of **\$16,600**. A full-time job must pay at least \$7.98/hr to reach this level, 16% higher than the new minimum wage (\$6.85/hr).

Countywide, **POVERTY INCREASED** to 18.8% in 2004 compared to the Census 2000 rate of 12.1%. The child poverty rate increased to 27.4%, from 17.0% in the same period, leaving 7,349 county children living in poverty.

Countywide, 3,732 jobs were **LOST** between 2000 and 2005, creating a 6.2% **DECREASE IN EMPLOYMENT**.

Affordable Housing



Teen Births

180 Allen County teens, age 15-19, gave birth in 2003, making the county's teen birth rate 72.5 per one thousand teens. This compares to Ohio's teen birth rate of 53.4.

SUPPORTING HEALTHY CHILDREN

Healthy Start/Medicaid · Countywide, **9,276** children were served by Healthy Start/Medicaid in February 2006.

Help Me Grow · Countywide, **608** children (0-3 years) received Help Me Grow services in 2005. **381** Newborn Home Visits were provided to families in 2005.

Early Childhood Education · By age four, **85%** of a child's core brain structure is fully developed. However, in Ohio, only **1.37%** of public state investments in education and development is invested in preschool children.

Health Care · An estimated **60,000** children ages birth to five do not have health insurance in Ohio.

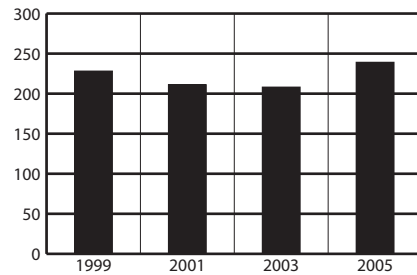
Access to Better Care/Mental Health · Approximately **85%** of children in foster care experience mental health challenges.

Children and families that received FAST\$05 community based services, including the involvement of a parent advocate, experienced fewer out of home placements, a reduction in family stressors, and greater satisfaction than other families receiving mental health services.

ALLEN COUNTY PROFILES OF CHILDREN IN CUSTODY

Total # of children in custody during the year

1999 - 228
2001 - 211
2003 - 208
2005 - 239

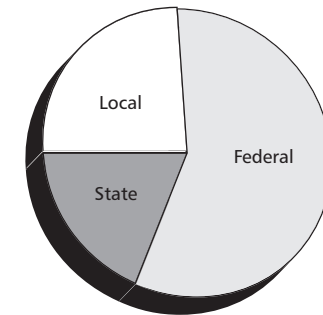


Child & Custody Profiles		Temporary Custody	Permanent Custody	Planned Permanent Living Arrangement
Children in Custody on 1/1/06:		160	128	6
Age	0-5	44%	19%	0%
	6-11	21%	35%	0%
	12+	35%	46%	100%
Race	White	67%	62%	83%
	Af/Am	32%	38%	17%
	Other	1%	0%	0%
Total Years in Custody	0-2	91%	11%	17%
	2-4	9%	54%	66%
	4+	0%	35%	17%
Court Rationale for Placement				
· Neglect		16%	0%	17%
· Dependency		54%	81%	66%
· Physical abuse		12%	11%	0%
· Sexual abuse		5%	0%	0%
· Delinquency, Unruly, other		13%	8%	17%
Placement Type				
· Licensed Foster Home		80%	92%	83%
· Approved Relative/Kinship Home		17%	0%	0%
· Group/Residential Care		2%	8%	17%
· Adoptive Placement		0%	0%	0%
· Independent Living Placement/Other		1%	0%	0%

2003	Tracking Kids in Care	2005
37	Total # of children reunified with parents or legal guardian	33
18	Total awards of legal custody to relatives	20
16	Total # of adoptions finalized	9
23	Total # of children waiting to be adopted	24
6	Total # of youth who aged out of care	10
42	Total # of children placed out of county	48
587	Median # of days for adoption finalization from permanent custody	475
317	Median # of days in out-of-home care	301
49,701	Total # of placement days	52,830

Staffing & Safety	
PCSAO's recommended caseload size is compared to the county average for January 2006 below.	
New Investigations	
PCSAO	12
Allen	7
Ongoing Cases	
PCSAO	13
Allen	17
Worker Safety Incidents Reported: 0	
Definition: Any type of verbal or physical harm endured by case-workers related to their job.	

PUBLIC EXPENDITURES



2005 Expenditures

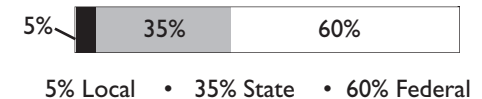
Total:	\$4,514,074	100%
Federal	\$2,572,276	57%
State	\$820,316	18%
Local ¹	\$1,121,482	25%

¹ Of Ohio's 88 counties, this county was among the 43 that maintained a children services levy in 2005.

2005 Title IV-E Adoption Assistance and State Adoption Maintenance Subsidies

Monthly subsidies are provided to families that adopt special needs children to aid in the ongoing care of those children. Currently, Ohio's base subsidy is only \$8.22 per day or \$250 per month.

TOTAL: \$485,930



2005 Purchase of Services

Out-of-home care was purchased from private sources for 32% of all the children in custody. Of those children, 69% were in temporary custody, 21% were in permanent custody and 10% were in a planned permanent living arrangement.