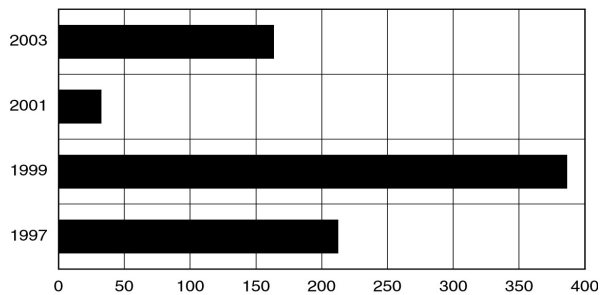


UNION COUNTY

Population	43,010
Caucasian 95% • African American 3% • Hispanic 1% • Other 1%	
Population under age 18	11,709 • 27%
Households with two parents	39%
Grandparents raising grandchildren	219
Annual unemployment rate	1997 • 3.6% 2003 • 4.1%
Per capita income	\$27,349
High school graduation rate	96%

Local Trends on Abuse and Neglect

In 2003, new reports of child abuse and neglect totaled 163. Ohio law requires children services to begin investigations on new reports within 24 hours. A comprehensive assessment of risk also is required.



The unduplicated number of new reports in 2003 and the percentage of total reports it represents fall within the following five categories:

Physical abuse	46	28%
Neglect	46	28%
Sexual abuse	31	19%
Emotional maltreatment	3	2%
Dependency, Other	37	23%
Total	163	100%

SUPPORTS

TO SELF SUFFICIENCY

Below are comparisons of supports in January 1997 (before Ohio's enactment of welfare reform) to those in January 2004.

Ohio Works First/TANF

Jan. 2004
531 ↑ Recipients who received cash assistance **INCREASED 5%**. **65%** of the recipients are children. A typical family of 3 received \$373 per month in 2004.
Jan. 1997
507

Child Only Ohio Works First/TANF

Jan. 2004
76 ↑ Children living with relative caregivers and receiving "Child Only" TANF **INCREASED 17%**. Statewide, a sibling group averages 1.5 children. Caregivers receive \$223 per month for the first child, plus \$70/sibling.
Jan. 2000
65

Ohio Direction Card (formerly food stamps)

Jan. 2004
1,949 ↑ The number of county residents who received nutritional assistance **INCREASED 76%**. Average card value statewide was \$88 per month in 2004.
Jan. 1997
1,108

Subsidized Child Care

Jan. 2004
26 ↓ The number of children whose families received subsidized child care **DECREASED 77%**.
Jan. 1997
111

Child Support & Paternity Establishment

FFY 2004
\$6.2 m ↑ Child Support collections **INCREASED 2,558%**.
FFY 1997
\$232,000 ↑ The number of Paternities established for non-marital births **INCREASED 37%**.

OTHER FACTS

Healthy Start/Medicaid • 2,218 children were served by Healthy Start/Medicaid in January 2004.

Substance Abuse • 9% of youth have a substance abuse problem, but only about 1/3 receive the treatment needed. About 80% of all parents with children in out-of-home care have a substance abuse problem.

CONDITIONS

AFFECTING ABUSE AND NEGLECT

The conditions identified below do not predispose parents to abuse or neglect their children. However, many families in the child protection system struggle with one or more of the following:

Poverty and Employment

In 2003, a family of 3 was considered at or below 100% of poverty with an annual household income of **\$15,670**. A full-time job must pay at least \$7.54/hr to reach this level, 46% higher than the current minimum wage (\$5.15 hr).

Statewide, poverty has **INCREASED** with an estimated **12.1%** in 2003 compared to the Census 2000 rate of 10.6%. This is attributed to the inequitable growth/loss of employment and income throughout Ohio. Countywide, total employment from 2000 to 2003 **INCREASED 8.6%**.

Affordable Housing

It takes an hourly wage of **\$10.42** in a 40-hour work week to afford the Fair Market Rent of **\$542 a month** for a two-bedroom apartment in Union Co. As a result, **34% of renters** cannot afford a two-bedroom apartment.

Teen Pregnancy, Infant Mortality

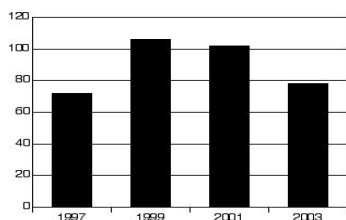
Teen pregnancy and infant mortality aid in predicting the healthiness of a community. For 2002,

Teens, age 19 and under	44 births (5% increase from 1997)
Infant Mortality Rate	8.1 deaths /1000 live births (2010 U.S. goal is 4.5)
% of Low Birth Weight	7.3% (2010 U.S. goal is 5.0%)

UNION COUNTY PROFILES OF CHILDREN IN CUSTODY

Total # of children in custody during the year

1997 - 72
1999 - 106
2001 - 102
2003 - 78



CHILD & CUSTODY PROFILES		TEMPORARY CUSTODY	PERMANENT CUSTODY	PLANNED PERMANENT LIVING ARRANGEMENT
44 Children in Custody on 1/1/04		37	7	0
Age	0-5	24%	14%	0%
	6-11	19%	14%	0%
	12+	57%	72%	0%
Race	White	81%	100%	0%
	Af/Am	3%	0%	0%
	Other	16%	0%	0%
Total Years in Custody	0-2	73%	43%	0%
	2-4	5%	43%	0%
	4+	22%	14%	0%
COURT RATIONALE FOR PLACEMENT				
• Neglect		16%	0%	0%
• Dependency		30%	57%	0%
• Physical abuse		5%	14%	0%
• Sexual abuse		0%	0%	0%
• Delinquency, Unruly, other		49%	29%	0%
PLACEMENT TYPE				
• Family foster home		57%	57%	0%
• Relative/Kinship home		16%	0%	0%
• Group home/Residential care		0%	14%	0%
• Adoptive		0%	29%	0%
• Independent living/Other		27%	0%	0%

FACTS IN 2003

- 22 Total # of children reunified with parents or legal guardian
- 6 Total awards of legal custody to relatives
- 3 Total # of adoptions finalized
- 1,118 Median # of days for adoption finalization from permanent custody
- 15,864 Total # of placement days
- 125 Median # of days in out-of-home care
- 6 Total # of children placed out of county

STAFFING & STANDARDS

Below is the maximum workload standards compared to the January 2004 number of (1) New Investigations per worker and, (2) Ongoing Cases per worker.

New Investigations - Within

Union	PCSAO
11	12

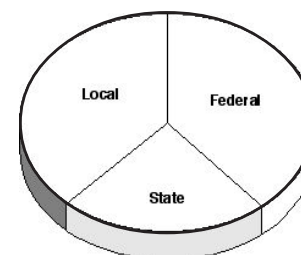
Ongoing Cases - Exceeded

Union	PCSAO
19	13

Worker Safety Incidents

There is not an established standard, but no incident is optimal. County public child welfare workers experienced **0** safety incidents in 2003.

PUBLIC EXPENDITURES



2003 EXPENDITURES


Total:	\$952,179	100%
Federal	\$368,413	39%
State	\$217,297	23%
Local ¹	\$366,469	38%

¹ Of Ohio's 88 counties, this county was not among the 42 that maintained a children services levy in 2003.

2003 TITLE IV-E ADOPTION ASSISTANCE AND STATE ADOPTION MAINTENANCE SUBSIDIES

Monthly subsidies are provided to families that adopt special needs children to aid in the ongoing care of those children.

TOTAL: \$119,200



2003 PURCHASE OF SERVICES

Out-of-home care was purchased from private sources for **39%** of all the children in custody. Of those children, **76%** were in temporary custody, **24%** were in permanent custody and **0%** were in a planned permanent living arrangement.