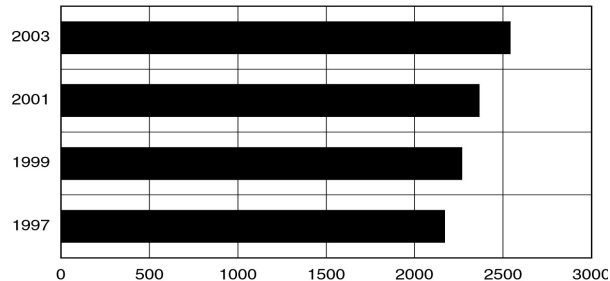


TRUMBULL COUNTY

Population	223,518
Caucasian 90% • African American 8% • Hispanic 1% • Other 1%	
Population under age 18	53,570 • 24%
Households with two parents	30%
Grandparents raising grandchildren	1,712
Annual unemployment rate	1997 • 5.5% 2003 • 7.6%
Per capita income	\$25,156
High school graduation rate	90%

Local Trends on Abuse and Neglect

In 2003, new reports of child abuse and neglect totaled 2,539. Ohio law requires children services to begin investigations on new reports within 24 hours. A comprehensive assessment of risk also is required.



The unduplicated number of new reports in 2003 and the percentage of total reports it represents fall within the following five categories:

Physical abuse	20	1%
Neglect	21	1%
Sexual abuse	29	1%
Emotional maltreatment	0	0%
Dependency, Other	2,469	97%
Total	2,539	100%

SUPPORTS

TO SELF SUFFICIENCY

Below are comparisons of supports in January 1997 (before Ohio's enactment of welfare reform) to those in January 2004.

Ohio Works First/TANF

Jan. 2004
3,406
Jan. 1997
11,232 ↓ Recipients who received cash assistance **DECREASED 70%**. 76% of the recipients are children. A typical family of 3 received \$373 per month in 2004.

Child Only Ohio Works First/TANF

Jan. 2004
1,299
Jan. 2000
1,163 ↑ Children living with relative caregivers and receiving "Child Only" TANF **INCREASED 12%**. Statewide, a sibling group averages 1.5 children. Caregivers receive \$223 per month for the first child, plus \$70/sibling.

Ohio Direction Card (formerly food stamps)

Jan. 2004
17,882
Jan. 1997
19,909 ↓ The number of county residents who received nutritional assistance **DECREASED 10%**. Average card value statewide was \$88 per month in 2004.

Subsidized Child Care

Jan. 2004
1,834
Jan. 1997
1,384 ↑ The number of children whose families received subsidized child care **INCREASED 33%**.

Child Support & Paternity Establishment

FFY 2004
\$31.5 m
FFY 1997
\$12.1 m ↑ Child Support collections **INCREASED 160%**. The number of Paternities established for non-marital births **INCREASED 71%**.

CONDITIONS

AFFECTING ABUSE AND NEGLECT

The conditions identified below do not predispose parents to abuse or neglect their children. However, many families in the child protection system struggle with one or more of the following:

Poverty and Employment

In 2003, a family of 3 was considered at or below 100% of poverty with an annual household income of **\$15,670**. A full-time job must pay at least \$7.54/hr to reach this level, 46% higher than the current minimum wage (\$5.15 hr).

Statewide, poverty has **INCREASED** with an estimated **12.1%** in 2003 compared to the Census 2000 rate of 10.6%. This is attributed to the inequitable growth/loss of employment and income throughout Ohio. Countywide, total employment from 2000 to 2003 **DECREASED 10.9%**.

Affordable Housing

It takes an hourly wage of **\$10.29** in a 40-hour work week to afford the Fair Market Rent of **\$535 a month** for a two-bedroom apartment in Trumbull Co. As a result, **43% of renters** cannot afford a two-bedroom apartment.

Teen Pregnancy, Infant Mortality

Teen pregnancy and infant mortality aid in predicting the healthiness of a community. For 2002,

Teens, age 19 and under **273 births** (30% decrease from 1997)
 Infant Mortality Rate **6.8 deaths/1000 live births** (2010 U.S. goal is 4.5)
 % of Low Birth Weight **8.2%** (2010 U.S. goal is 5.0%)

OTHER FACTS

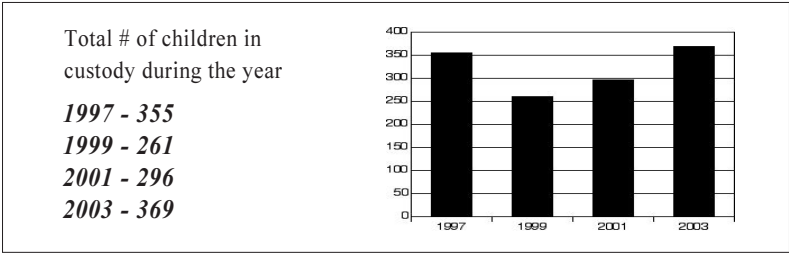
Healthy Start/Medicaid • 18,101 children were served by Healthy Start/Medicaid in January 2004.

Substance Abuse • 9% of youth have a substance abuse problem, but only about 1/3 receive the treatment needed. About 80% of all parents with children in out-of-home care have a substance abuse problem.

Help Me Grow • 526 children (0-3 years) received Help Me Grow services in 2003. **501** Newborn Home Visits were provided to families in 2003.

Mental Health • 21% of children require mental health services, but only about 1/2 receive the services needed. About 85% of children in foster care have significant mental health issues.

TRUMBULL COUNTY PROFILES OF CHILDREN IN CUSTODY



CHILD & CUSTODY PROFILES		TEMPORARY CUSTODY	PERMANENT CUSTODY	PLANNED PERMANENT LIVING ARRANGEMENT
236 Children in Custody on 1/1/04		175	51	10
Age	0-5	51%	41%	0%
	6-11	22%	18%	10%
	12+	27%	41%	90%
Race	White	64%	69%	100%
	Af/Am	36%	31%	0%
	Other	0%	0%	0%
Total Years in Custody	0-2	99%	27%	0%
	2-4	1%	26%	30%
	4+	0%	47%	70%
COURT RATIONALE FOR PLACEMENT				
	• Neglect	4%	4%	0%
	• Dependency	79%	90%	80%
	• Physical abuse	4%	4%	10%
	• Sexual abuse	3%	0%	0%
	• Delinquency, Unruly, other	10%	2%	10%
PLACEMENT TYPE				
	• Family foster home	74%	82%	20%
	• Relative/Kinship home	0%	0%	0%
	• Group home/Residential care	22%	6%	70%
	• Adoptive	0%	12%	0%
	• Independent living/Other	4%	0%	10%

FACTS IN 2003

45 Total # of children reunified with parents or legal guardian

40 Total awards of legal custody to relatives

37 Total # of adoptions finalized

756 Median # of days for adoption finalization from permanent custody

78,001 Total # of placement days

321 Median # of days in out-of-home care

37 Total # of children placed out of county

STAFFING & STANDARDS

Below is the maximum workload standards compared to the January 2004 number of (1) New Investigations per worker and, (2) Ongoing Cases per worker.

New Investigations - Exceeded

Trumbull	PCSAO
23	12

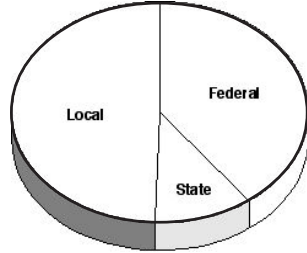
Ongoing Cases - Exceeded

Trumbull	PCSAO
16	13

Worker Safety Incidents

There is not an established standard, but no incident is optimal. County public child welfare workers experienced 9 safety incidents in 2003.

PUBLIC EXPENDITURES



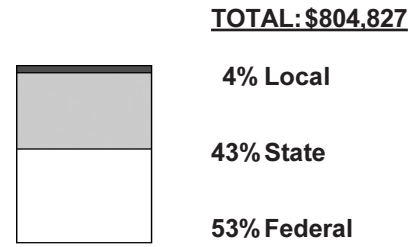
2003 EXPENDITURES

Total:	\$12,651,832	100%
Federal	\$5,007,366	39%
State	\$1,366,861	11%
Local ¹	\$6,277,605	50%

¹ Of Ohio's 88 counties, this county was among the 42 that maintained a children services levy in 2003.

2003 TITLE IV-E ADOPTION ASSISTANCE AND STATE ADOPTION MAINTENANCE SUBSIDIES

Monthly subsidies are provided to families that adopt special needs children to aid in the ongoing care of those children.



2003 PURCHASE OF SERVICES

Out-of-home care was purchased from private sources for 12% of all the children in custody. Of those children, 62% were in temporary custody, 27% were in permanent custody and 11% were in a planned permanent living arrangement.