

PICKAWAY COUNTY

Population **53,437**
Caucasian 92% • African American 6% • Hispanic 1% • Other 1%

Population under age 18 **12,865 • 24%**

Households with two parents **35%**

Grandparents raising grandchildren **225**

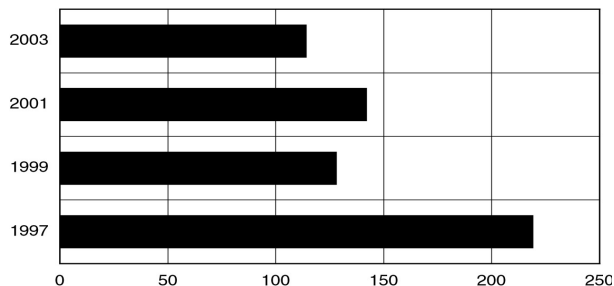
Annual unemployment rate **1997 • 3.7%**
2003 • 5.9%

Per capita income **\$23,110**

High school graduation rate **87%**

Local Trends on Abuse and Neglect

In 2003, new reports of child abuse and neglect totaled 114. Ohio law requires children services to begin investigations on new reports within 24 hours. A comprehensive assessment of risk also is required.



The unduplicated number of new reports in 2003 and the percentage of total reports it represents fall within the following five categories:

Physical abuse	27	24%
Neglect	19	17%
Sexual abuse	50	44%
Emotional maltreatment	3	2%
Dependency, Other	15	13%
Total	114	100%

SUPPORTS

TO SELF SUFFICIENCY

Below are comparisons of supports in January 1997 (before Ohio's enactment of welfare reform) to those in January 2004.

Ohio Works First/TANF

Jan. 2004
974
Jan. 1997
1,554 ↓ Recipients who received cash assistance **DECREASED 37%**. 67% of the recipients are children. A typical family of 3 received \$373 per month in 2004.

Child Only Ohio Works First/TANF

Jan. 2004
195
Jan. 2000
146 ↑ Children living with relative caregivers and receiving "Child Only" TANF **INCREASED 34%**. Statewide, a sibling group averages 1.5 children. Caregivers receive \$223 per month for the first child, plus \$70/sibling.

Ohio Direction Card (formerly food stamps)

Jan. 2004
4,278
Jan. 1997
3,413 ↑ The number of county residents who received nutritional assistance **INCREASED 25%**. Average card value statewide was \$88 per month in 2004.

Subsidized Child Care

Jan. 2004
234
Jan. 1997
202 ↑ The number of children whose families received subsidized child care **INCREASED 16%**.

Child Support & Paternity Establishment

FFY 2004
\$8.6 m
FFY 1997
\$6.0 m ↑ Child Support collections **INCREASED 43%**. The number of Paternities established for non-marital births **INCREASED 140%**.

CONDITIONS

AFFECTING ABUSE AND NEGLECT

The conditions identified below do not predispose parents to abuse or neglect their children. However, many families in the child protection system struggle with one or more of the following:

Poverty and Employment

In 2003, a family of 3 was considered at or below 100% of poverty with an annual household income of **\$15,670**. A full-time job must pay at least \$7.54/hr to reach this level, 46% higher than the current minimum wage (\$5.15 hr).

Statewide, poverty has **INCREASED** with an estimated **12.1%** in 2003 compared to the Census 2000 rate of 10.6%. This is attributed to the inequitable growth/loss of employment and income throughout Ohio. Countywide, total employment from 2000 to 2003 **DECREASED 12.1%**.

Affordable Housing

It takes an hourly wage of **\$12.31** in a 40-hour work week to afford the Fair Market Rent of **\$640 a month** for a two-bedroom apartment in Pickaway Co. As a result, **40% of renters** cannot afford a two-bedroom apartment.

Teen Pregnancy, Infant Mortality

Teen pregnancy and infant mortality aid in predicting the healthiness of a community. For 2002,

Teens, age 19 and under **69 births** (26% decrease from 1997)
Infant Mortality Rate **8.1 deaths/1000 live births** (2010 U.S. goal is 4.5)
% of Low Birth Weight **9.7%** (2010 U.S. goal is 5.0%)

OTHER FACTS

Healthy Start/Medicaid • 3,778 children were served by Healthy Start/Medicaid in January 2004.

Substance Abuse • 9% of youth have a substance abuse problem, but only about 1/3 receive the treatment needed. About 80% of all parents with children in out-of-home care have a substance abuse problem.

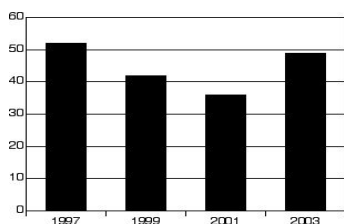
Help Me Grow • 157 children (0-3 years) received Help Me Grow services in 2003. **189** Newborn Home Visits were provided to families in 2003.

Mental Health • 21% of children require mental health services, but only about 1/2 receive the services needed. About 85% of children in foster care have significant mental health issues.

PICKAWAY COUNTY PROFILES OF CHILDREN IN CUSTODY

Total # of children in custody during the year

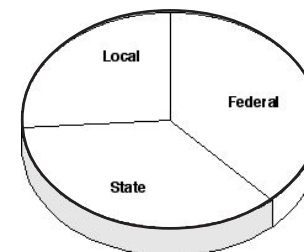
1997 - 52
1999 - 42
2001 - 36
2003 - 49



FACTS IN 2003

- 17 Total # of children reunified with parents or legal guardian
- 5 Total awards of legal custody to relatives
- 1 Total # of adoptions finalized
- 595 Median # of days for adoption finalization from permanent custody
- 9,016 Total # of placement days
- 91 Median # of days in out-of-home care
- 2 Total # of children placed out of county

PUBLIC EXPENDITURES



2003 EXPENDITURES


Total:	\$772,557	100%
Federal	\$291,633	38%
State	\$277,800	36%
Local ¹	\$203,124	26%

¹ Of Ohio's 88 counties, this county was not among the 42 that maintained a children services levy in 2003.

2003 TITLE IV-E ADOPTION ASSISTANCE AND STATE ADOPTION MAINTENANCE SUBSIDIES

Monthly subsidies are provided to families that adopt special needs children to aid in the ongoing care of those children.

TOTAL: \$33,700



2003 PURCHASE OF SERVICES

Out-of-home care was purchased from private sources for **42%** of all the children in custody. Of those children, **87%** were in temporary custody, **0%** were in permanent custody and **13%** were in a planned permanent living arrangement.

CHILD & CUSTODY PROFILES		TEMPORARY CUSTODY	PERMANENT CUSTODY	PLANNED PERMANENT LIVING ARRANGEMENT
19 Children in Custody on 1/1/04		17	0	2
Age	0-5	35%	0%	0%
	6-11	35%	0%	0%
	12+	30%	0%	100%
Race	White	94%	0%	100%
	Af/Am	6%	0%	0%
	Other	0%	0%	0%
Total Years in Custody	0-2	82%	0%	100%
	2-4	18%	0%	0%
	4+	0%	0%	0%
COURT RATIONALE FOR PLACEMENT				
• Neglect		24%	0%	0%
• Dependency		41%	0%	100%
• Physical abuse		6%	0%	0%
• Sexual abuse		0%	0%	0%
• Delinquency, Unruly, other		29%	0%	0%
PLACEMENT TYPE				
• Family foster home		100%	0%	100%
• Relative/Kinship home		0%	0%	0%
• Group home/Residential care		0%	0%	0%
• Adoptive		0%	0%	0%
• Independent living/Other		0%	0%	0%

STAFFING & STANDARDS

Below is the maximum workload standards compared to the January 2004 number of (1) New Investigations per worker and, (2) Ongoing Cases per worker.

New Investigations - Within

Pickaway	PCSAO
9	12

Ongoing Cases - Within

Pickaway	PCSAO
11	13

Worker Safety Incidents

There is not an established standard, but no incident is optimal. County public child welfare workers experienced **2** safety incidents in 2003.