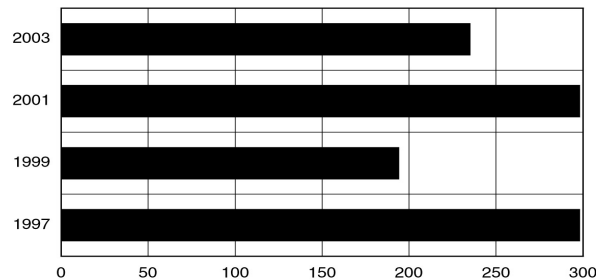


MEIGS COUNTY

Population	23,111
Caucasian 97% • African American 1% • Hispanic 1% • Other 1%	
Population under age 18	5,436 • 24%
Households with two parents	31%
Grandparents raising grandchildren	332
Annual unemployment rate	1997 • 10.2% 2003 • 15.7%
Per capita income	\$19,760
High school graduation rate	89%

Local Trends on Abuse and Neglect

In 2003, new reports of child abuse and neglect totaled 235. Ohio law requires children services to begin investigations on new reports within 24 hours. A comprehensive assessment of risk also is required.



The unduplicated number of new reports in 2003 and the percentage of total reports it represents fall within the following five categories:

Physical abuse	61	26%
Neglect	109	46%
Sexual abuse	52	22%
Emotional maltreatment	4	2%
Dependency, Other	9	4%
Total	235	100%

SUPPORTS

TO SELF SUFFICIENCY

Below are comparisons of supports in January 1997 (before Ohio's enactment of welfare reform) to those in January 2004.

Ohio Works First/TANF

Jan. 2004
463
↓
Jan. 1997
2,312

Recipients who received cash assistance **DECREASED 80%**. 70% of the recipients are children. A typical family of 3 received \$373 per month in 2004.

Child Only Ohio Works First/TANF

Jan. 2004
145
↓
Jan. 2000
164

Children living with relative caregivers and receiving "Child Only" TANF **DECREASED 12%**. Statewide, a sibling group averages 1.5 children. Caregivers receive \$223 per month for the first child, plus \$70/sibling.

Ohio Direction Card (formerly food stamps)

Jan. 2004
3,810
↓
Jan. 1997
4,512

The number of county residents who received nutritional assistance **DECREASED 16%**. Average card value statewide was \$88 per month in 2004.

Subsidized Child Care

Jan. 2004
254
↑
Jan. 1997
166

The number of children whose families received subsidized child care **INCREASED 53%**.

Child Support & Paternity Establishment

FFY 2004
\$2.8 m
↑
FFY 1997
\$1.4 m

Child Support collections **INCREASED 93%**. The number of Paternities established for non-marital births **DECREASED 5%**.

CONDITIONS

AFFECTING ABUSE AND NEGLECT

The conditions identified below do not predispose parents to abuse or neglect their children. However, many families in the child protection system struggle with one or more of the following:

Poverty and Employment

In 2003, a family of 3 was considered at or below 100% of poverty with an annual household income of **\$15,670**. A full-time job must pay at least \$7.54/hr to reach this level, 46% higher than the current minimum wage (\$5.15 hr).

Statewide, poverty has **INCREASED** with an estimated **12.1%** in 2003 compared to the Census 2000 rate of 10.6%. This is attributed to the inequitable growth/loss of employment and income throughout Ohio. Countywide, total employment from 2000 to 2003 **DECREASED 24.0%**.

Affordable Housing

It takes an hourly wage of **\$8.44** in a 40-hour work week to afford the Fair Market Rent of **\$439 a month** for a two-bedroom apartment in Meigs Co. As a result, **47% of renters** cannot afford a two-bedroom apartment.

Teen Pregnancy, Infant Mortality

Teen pregnancy and infant mortality aid in predicting the healthiness of a community. For 2002,

Teens, age 19 and under	60 births (2% decrease from 1997)
Infant Mortality Rate	6.8 deaths/1000 live births (2010 U.S. goal is 4.5)
% of Low Birth Weight	11.0% (2010 U.S. goal is 5.0%)

OTHER FACTS

Healthy Start/Medicaid • 2,778 children were served by Healthy Start/Medicaid in January 2004.

Substance Abuse • 9% of youth have a substance abuse problem, but only about 1/3 receive the treatment needed. About 80% of all parents with children in out-of-home care have a substance abuse problem.

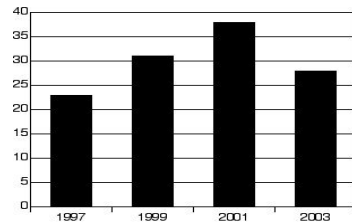
Help Me Grow • 325 children (0-3 years) received Help Me Grow services in 2003. **13** Newborn Home Visits were provided to families in 2003.

Mental Health • 21% of children require mental health services, but only about 1/2 receive the services needed. About 85% of children in foster care have significant mental health issues.

MEIGS COUNTY PROFILES OF CHILDREN IN CUSTODY

Total # of children in custody during the year

1997 - 23
1999 - 31
2001 - 38
2003 - 28



FACTS IN 2003

6 Total # of children reunified with parents or legal guardian

4 Total awards of legal custody to relatives

3 Total # of adoptions finalized

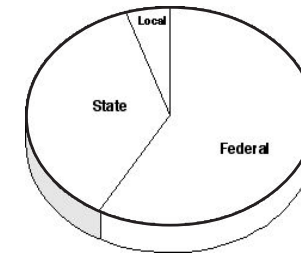
N/A Median # of days for adoption finalization from permanent custody

7,523 Total # of placement days

32 Median # of days in out-of-home care

8 Total # of children placed out of county

PUBLIC EXPENDITURES



2003 EXPENDITURES

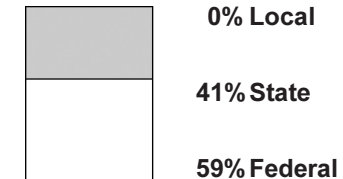
Total:	\$594,772	100%
Federal	\$344,940	58%
State	\$220,287	37%
Local ¹	\$29,545	5%

¹ Of Ohio's 88 counties, this county was not among the 42 that maintained a children services levy in 2003.

2003 TITLE IV-E ADOPTION ASSISTANCE AND STATE ADOPTION MAINTENANCE SUBSIDIES

Monthly subsidies are provided to families that adopt special needs children to aid in the ongoing care of those children.

TOTAL: \$3,000



2003 PURCHASE OF SERVICES

Out-of-home care was purchased from private sources for **70%** of all the children in custody. Of those children, **100%** were in temporary custody, **0%** were in permanent custody and **0%** were in a planned permanent living arrangement.

CHILD & CUSTODY PROFILES	TEMPORARY CUSTODY	PERMANENT CUSTODY	PLANNED PERMANENT LIVING ARRANGEMENT
20 Children in Custody on 1/1/04	19	1	0
Age			
0-5	37%	100%	0%
6-11	26%	0%	0%
12+	37%	0%	0%
Race			
White	89%	100%	0%
Af/Am	11%	0%	0%
Other	0%	0%	0%
Total Years in Custody			
0-2	69%	0%	0%
2-4	26%	100%	0%
4+	5%	0%	0%
COURT RATIONALE FOR PLACEMENT			
• Neglect	37%	100%	0%
• Dependency	10%	0%	0%
• Physical abuse	11%	0%	0%
• Sexual abuse	0%	0%	0%
• Delinquency, Unruly, other	42%	0%	0%
PLACEMENT TYPE			
• Family foster home	100%	0%	0%
• Relative/Kinship home	0%	0%	0%
• Group home/Residential care	0%	0%	0%
• Adoptive	0%	100%	0%
• Independent living/Other	0%	0%	0%

STAFFING & STANDARDS

Below is the maximum workload standards compared to the January 2004 number of (1) New Investigations per worker and, (2) Ongoing Cases per worker.

New Investigations - Within

Meigs	PCSAO
12	12

Ongoing Cases - Within

Meigs	PCSAO
12	13

Worker Safety Incidents

There is not an established standard, but no incident is optimal. County public child welfare workers experienced **3** safety incidents in 2003.